

## Technical data sheet

### Mobile 2D-code reader

Part no.: 50141805  
IT 1910i ER-3-USB-KIT

#### Contents


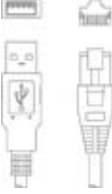
- Set consists of
- Technical data
- Electrical connection
- Operation and display
- Notes
- Accessories



Figure can vary



## Set consists of

	Quantity	Part no.	Designation	Article	Description
	1	50122436	IT 1910i ER-3	Mobile 2D-code reader	
	1	50114521	KB USB-1 IT190x	Interconnection cable	Suitable for interface: USB Connection 1: USB Connection 2: RJ41 Shielded: Yes Cable length: 3,000 mm Sheathing material: PVC

## Technical data

### Basic data

Series	IT19xx
--------	--------

### Read data

Code types, readable	2/5 Interleaved
	Aztec
	Codabar
	Codablock
	Code 128
	Code 39
	Code 49
	Code 93
	Data Matrix Code
	EAN/UPC
	GS1 Databar
	Maxicode
	Micro PDF
	Others on request
	PDF417
	QR code
	UPC

### Optical data

Reading distance	25 ... 596 mm
Camera resolution, horizontal	838 px
Camera resolution, vertical	640 px

### Electrical data

<b>Performance data</b>	
Supply voltage $U_B$	4 ... 5.5 V, DC
Power consumption, max.	2.35 W

### Interface

Type	PS/2, RS 232, USB
------	-------------------

### RS 232

Function	Process
----------	---------

### USB

Function	Process
----------	---------

### Connection

#### Connection 1

Type of connection	RJ41
--------------------	------

### Mechanical data

Dimension (W x H x L)	75 mm x 195 mm x 133 mm
Housing material	Plastic
Plastic housing	UL 94-V0
Net weight	300 g

### Environmental data

Ambient temperature, operation	-30 ... 50 °C
Ambient temperature, storage	-40 ... 70 °C
Relative humidity (non-condensing)	0 ... 95 %
Drop height	2 m
Measurements relative to	Concrete floor

### Certifications

Degree of protection	IP 65
----------------------	-------

### Classification

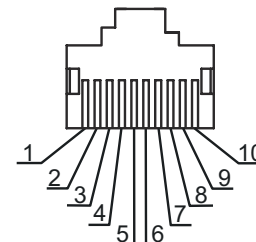
Customs tariff number	84719000
eCl@ss 5.1.4	27280103
eCl@ss 8.0	27280103
eCl@ss 9.0	27280103
eCl@ss 10.0	27280103
eCl@ss 11.0	27280103
ETIM 5.0	EC002550
ETIM 6.0	EC002999
ETIM 7.0	EC002999

## Electrical connection

### Connection 1

Function	Configuration interface
	Data interface
Type of connection	RJ41

Pin	Pin assignment
1	Shield
2	Cable ID
3	GND
4	TxD RS 232 / n.c. USB
5	RxD RS 232 / n.c. USB
6	CTS RS 232 / n.c. USB
7	+5 V DC
8	RTS RS 232 / n.c. USB
9	n.c. RS 232 / Data + USB
10	n.c. RS 232 / Data - USB



## Operation and display

LED	Display	Meaning
1 Normal operation	Green, 1x flashing	Reading successful
	Red, continuous light	Communication error

## Notes



### WARNING! LASER RADIATION – CLASS 2 LASER PRODUCT



#### Do not stare into beam!

The device satisfies the requirements of IEC 60825-1:2007 (EN 60825-1:2007) safety regulations for a product of **laser class 2** as well as the U.S. 21 CFR 1040.10 regulations with deviations corresponding to "Laser Notice No. 50" from June 24, 2007.

- ⚠ Never look directly into the laser beam or in the direction of reflected laser beams! If you look into the beam path over a longer time period, there is a risk of injury to the retina.
- ⚠ Do not point the laser beam of the device at persons!
- ⚠ Interrupt the laser beam using a non-transparent, non-reflective object if the laser beam is accidentally directed towards a person.
- ⚠ When mounting and aligning the device, avoid reflections of the laser beam off reflective surfaces!
- ⚠ CAUTION! Use of controls or adjustments or performance of procedures other than specified herein may result in hazardous light exposure.
- ⚠ Observe the applicable statutory and local laser protection regulations.
- ⚠ The device must not be tampered with and must not be changed in any way.  
There are no user-serviceable parts inside the device.  
Repairs must only be performed by Leuze electronic GmbH + Co. KG.

### NOTE




#### Affix laser information and warning signs!

Laser information and warning signs are affixed to the device. In addition, self-adhesive laser information and warning signs (stick-on labels) are supplied in several languages.





- ⚠ Affix the laser information sheet to the device in the language appropriate for the place of use. When using the device in the US, use the stick-on label with the "Complies with 21 CFR 1040.10" note.
- ⚠ Affix the laser information and warning signs near the device if no signs are attached to the device (e.g. because the device is too small) or if the attached laser information and warning signs are concealed due to the installation position.
- ⚠ Affix the laser information and warning signs so that they are legible without exposing the reader to the laser radiation of the device or other optical radiation.

## Accessories

### Connection technology - Connection unit



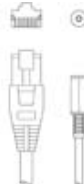
	Part no.	Designation	Article	Description
	50112893	MA 204i Profibus Gateway	Modular connection unit	Supply voltage: 18 ... 30 V Current consumption, max.: 300 mA Interface: PROFIBUS DP, RS 232 Connections: 6 Piece(s) Degree of protection: IP 65

### Connection technology - Interconnection cables


	Part no.	Designation	Article	Description
   	50113397	KB JST-HS-300	Connection cable	Suitable for interface: RS 232 Connection 1: JST ZHR Connection 2: Sub-D, Axial, Male, 9 -pin Shielded: Yes Cable length: 300 mm Sheathing material: PUR
	50114521 **	KB USB-1 IT190x	Interconnection cable	Suitable for interface: USB Connection 1: USB Connection 2: RJ41 Shielded: Yes Cable length: 3,000 mm Sheathing material: PVC

\*\* Included in delivery contents

### Connection technology - Y distribution cables

	Part no.	Designation	Article	Description
  	50114517	KB 232-1 IT190x	Interconnection cable	Suitable for interface: RS 232, TTL Connection 1: Sub-D, Axial, Female, 9 -pin Connection 2: RJ41 Connection 3: Connector, Pluggable, Axial, Female, 2 -pin Shielded: Yes Cable length: 3,000 mm Sheathing material: PVC

### Mounting technology - Other

	Part no.	Designation	Article	Description
	50120444	BT Wallholder HS65x8	Wall mount	Design of mounting device: Wall mounting Fastening, at system: Through-hole mounting Mounting bracket, at device: insertable Material: Plastic

#### Note



A list with all available accessories can be found on the Leuze website in the Download tab of the article detailed page.