

Technical data sheet

Safety sensor set

Part no.: 426670

MLC510-14-300-B






Contents

- Set consists of
- Technical data
- Part number code



Set consists of

| | Quantity | Part no. | Designation | Article | Description |
|---|----------|----------|---------------|----------------------------------|--|
|  | 2 | 429393 | BT-2HF | Mounting bracket set | Contains: 2x BT-HF swivel mount, 1 cylinder for mounting on the light curtain Fastening, at system: Through-hole mounting Mounting bracket, at device: Clampable Type of mounting device: Turning, 360° Material: Metal, Plastic |
|  | 1 | 68000103 | MLC500T14-300 | Safety light curtain transmitter | Resolution: 14 mm Protective field height: 300 mm Operating range: 0 ... 6 m Connection: Connector, M12, Metal, 5 -pin |
|  | 1 | 68001103 | MLC510R14-300 | Safety light curtain receiver | Function package: Basic Resolution: 14 mm Protective field height: 300 mm Response time: 8 ms Connection: Connector, M12, Metal, 5 -pin |

Technical data

Basic data

| | |
|-------------|--------------------------------|
| Series | MLC 500 |
| Device type | Set (transmitter and receiver) |
| Application | Finger protection |

Functions

| | |
|-----------|---|
| Functions | Automatic start/restart Range reduction Transmission channel changeover |
|-----------|---|

Characteristic parameters

| | |
|-----------------------------|--------------------------|
| Type | 4, IEC/EN IEC 61496 |
| SIL | 3, IEC 61508 |
| SIL | 3, IEC/EN IEC 62061 |
| Performance Level (PL) | e, EN ISO 13849-1 |
| PFH _D | 7.73E-09 per hour |
| Mission time T _M | 20 years, EN ISO 13849-1 |
| Category | 4, EN ISO 13849 |

Protective field data

| | |
|-------------------------|-----------|
| Resolution | 14 mm |
| Protective field height | 300 mm |
| Operating range | 0 ... 6 m |

Mechanical data

| | |
|------------|---------|
| Net weight | 1,105 g |
|------------|---------|

Certifications

| | |
|----------------------|-------|
| Degree of protection | IP 65 |
|----------------------|-------|

Classification

| | |
|--------------|----------|
| ECLASS 5.1.4 | 27272704 |
| ECLASS 8.0 | 27272704 |
| ECLASS 9.0 | 27272704 |
| ECLASS 10.0 | 27272704 |
| ECLASS 11.0 | 27272704 |
| ECLASS 12.0 | 27272704 |
| ECLASS 13.0 | 27272704 |
| ECLASS 14.0 | 27272704 |
| ECLASS 15.0 | 27272704 |
| ECLASS 16.0 | 27272704 |
| ETIM 5.0 | EC002549 |
| ETIM 6.0 | EC002549 |
| ETIM 7.0 | EC002549 |
| ETIM 8.0 | EC002549 |
| ETIM 9.0 | EC002549 |
| ETIM 10.0 | EC002549 |
| UNSPSC 26.08 | 46171620 |

Part number code

Part designation: MLCxyy-za-hhhhei-ooo

MLC **Safety light curtain**

| | |
|---|------------------------------------|
| x | Series 3: MLC 300 5: MLC 500 |
|---|------------------------------------|

Part number code

MLC **Safety light curtain**

| | |
|-------------|---|
| yy | Function classes 00: transmitter 01: transmitter (AIDA) 02: transmitter with test input 10: basic receiver - automatic restart 11: basic receiver - automatic restart (AIDA) 20: standard receiver - EDM/RES selectable 30: Extended receiver blanking/muting or gating 35: Extended receiver – Gating |
| z | Device type T: transmitter R: receiver |
| a | Resolution 14: 14 mm 20: 20 mm 30: 30 mm 40: 40 mm 90: 90 mm |
| hhhh | Protective field height 150 ... 3000: from 150 mm to 3000 mm |
| e | Host/Guest (optional) H: Host MG: Middle Guest G: Guest |
| i | Interface (optional) /A: AS-i |
| ooo | Option /V: high Vibration-proof EX2: explosion protection (zones 2 + 22) SPG: Smart Process Gating SPG RR: Smart Process Gating – Reduced resolution |

Note

| | |
|--|--|
| | <p>A list with all available device types can be found on the Leuze website at www.leuze.com.</p> |
|--|--|