

Technical data sheet

Inductive switch

Part no.: 50154014

IS D30MM/4NO-15N-M12

Contents

- Technical data
- Dimensioned drawings
- Electrical connection
- Diagrams
- Operation and display
- Part number code
- Notes
- Accessories



For illustration purposes only



Technical data

Basic data

| | |
|-----------------------------------|---------------|
| Series | D30 |
| type. operating range limit S_n | 15 mm |
| Operating range S_a | 0 ... 12.1 mm |

Characteristic parameters

| | |
|------|-----------|
| MTTF | 280 years |
|------|-----------|

Electrical data

| | |
|--------------------|------------------------------|
| Protective circuit | Inductive protection |
| | Polarity reversal protection |
| | Short circuit protected |

Performance data

| | |
|--|--|
| Supply voltage U_B | 10 ... 30 V, DC |
| Residual ripple | 0 ... 10 %, From U_B |
| Open-circuit current | 0 ... 15 mA |
| Temperature drift, max. (in % of S_r) | 15 %, Over the entire operating temperature range |
| Repeatability, max. (in % of S_r) | 5 %, For $U_B = 20 ... 30$ VDC, ambient temperature $T_a = 23^\circ\text{C} \pm 5^\circ\text{C}$ |
| Switching hysteresis | 15 % |

Outputs

| | |
|-------------------------------------|------------|
| Number of digital switching outputs | 1 Piece(s) |
|-------------------------------------|------------|

Switching outputs

| | |
|-------------------------|--------------|
| Voltage type | DC |
| Switching current, max. | 200 mA |
| Residual current, max. | 0.1 mA |
| Voltage drop | ≤ 2.5 V |

Switching output 1

| | |
|---------------------|--------------------|
| Switching element | Transistor, PNP |
| Switching principle | NO (normally open) |

Time behavior

| | |
|---------------------|--------|
| Switching frequency | 100 Hz |
| Readiness delay | 100 ms |

Connection

| | |
|-----------------------|------------|
| Number of connections | 1 Piece(s) |
|-----------------------|------------|

Connection 1

| | |
|--------------------|----------------|
| Function | Signal OUT |
| | Voltage supply |
| Type of connection | Connector |
| Thread size | M12 |
| Type | Male |
| Material | Metal |
| No. of pins | 4 -pin |
| Encoding | A-coded |

Mechanical data

| | |
|--------------------------------------|---------------------------------|
| Design | Cylindrical |
| Dimension ($\varnothing \times L$) | 30 mm x 80 mm |
| Thread size | M30 x 1.5 mm |
| Type of installation | Non-embedded/non-flush |
| Housing material | Metal |
| Metal housing | Copper-nickel alloy |
| Sensing face material | Plastic, Polybutylene (PBT) |
| Net weight | 188 g |
| Housing color | Red, RAL 3000 Silver |
| Type of fastening | Mounting thread |
| Standard measuring plate | 45 x 45 mm ² , Fe360 |

Operation and display

| | |
|-----------------|------------|
| Type of display | LED |
| Number of LEDs | 1 Piece(s) |

Environmental data

| | |
|--------------------------------|---------------|
| Ambient temperature, operation | -25 ... 70 °C |
| Ambient temperature, storage | -25 ... 70 °C |

Certifications

| | |
|--|---------------|
| Degree of protection | IP 67 |
| Protection class | II |
| Test procedure for EMC in accordance with standard | IEC 61000-4-2 |
| | IEC 61000-4-3 |
| | IEC 61000-4-4 |
| Standards applied | IEC 60947-5-2 |

Correction factors

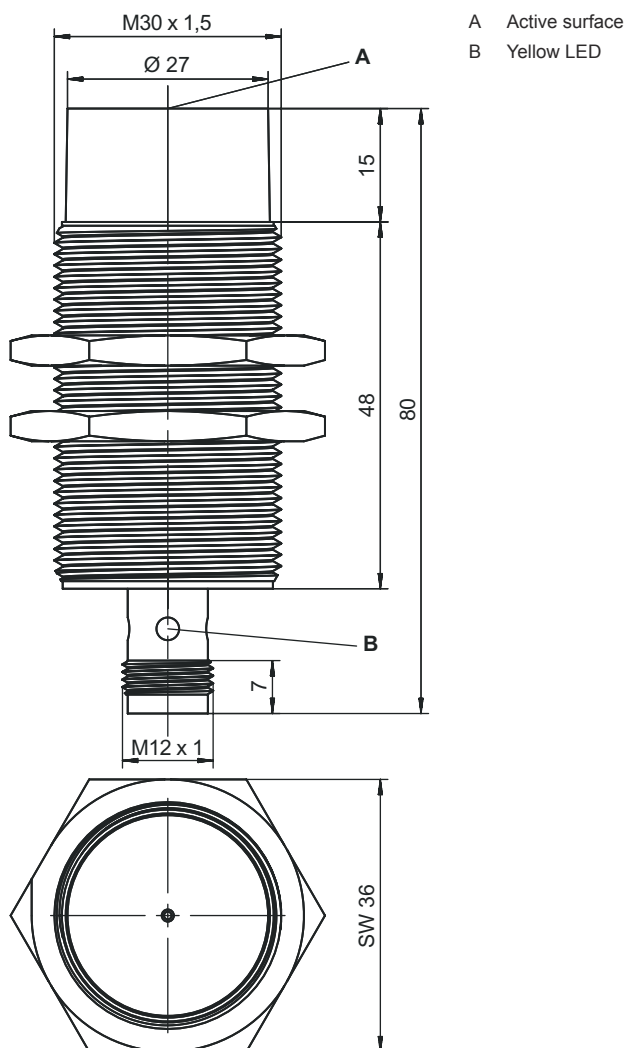
| | |
|-----------------|------|
| Aluminum | 0.42 |
| Stainless steel | 0.75 |
| Copper | 0.35 |
| Brass | 0.45 |
| Fe360 steel | 1 |

Classification

| | |
|-----------------------|----------|
| Customs tariff number | 85365019 |
| ECLASS 5.1.4 | 27270101 |
| ECLASS 8.0 | 27270101 |
| ECLASS 9.0 | 27270101 |
| ECLASS 10.0 | 27270101 |
| ECLASS 11.0 | 27270101 |
| ECLASS 12.0 | 27274001 |
| ECLASS 13.0 | 27274001 |
| ECLASS 14.0 | 27274001 |
| ECLASS 15.0 | 27274001 |
| ECLASS 16.0 | 27274001 |
| ETIM 5.0 | EC002714 |
| ETIM 6.0 | EC002714 |
| ETIM 7.0 | EC002714 |
| ETIM 8.0 | EC002714 |
| ETIM 9.0 | EC002714 |
| ETIM 10.0 | EC002714 |

Dimensioned drawings

All dimensions in millimeters



Electrical connection

Connection 1

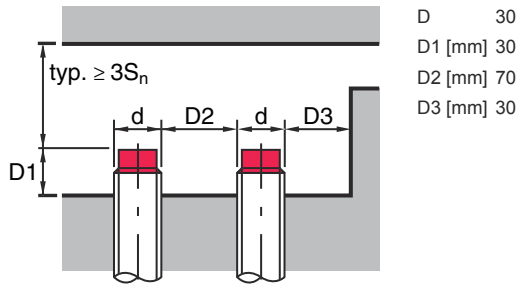
| | |
|--------------------|----------------|
| Function | Signal OUT |
| | Voltage supply |
| Type of connection | Connector |
| Thread size | M12 |
| Type | Male |
| Material | Metal |
| No. of pins | 4 -pin |
| Encoding | A-coded |

Pin Pin assignment

| | |
|---|------|
| 1 | V+ |
| 2 | n.c. |
| 3 | GND |
| 4 | NO |

Diagrams

Non-embedded/non-flush installation



Operation and display

| LED | Display | Meaning |
|-----|--------------------------|----------------------------------|
| 1 | Yellow, continuous light | Switching output/switching state |

Part number code

Part designation: IS AAABB/CCC-DDD-EEE



| | |
|------------|---|
| IS | Operating principle / construction IS: inductive switch, standard design |
| AAA | Series D08: series with M8 x 1 external thread D12: series with M12 x 1 external thread D18: series with M18 x 1 external thread D22: series in cubic design with 18 x 18 mm D30: series with M30 x 1.5 external thread |
| BB | Housing MM: metal housing (active surface: plastic) / metric thread PP: Plastic housing |
| CCC | Output current / supply 2NC: NPN transistor, NC contact 2NO: NPN transistor, NO contact 4NC: PNP transistor, NC contact 4NO: PNP transistor, NO contact |



Part number code

| | |
|------------|--|
| DDD | <p>Measurement range / type of installation</p> <p>2E0: typ. range limit 2.0 mm / embedded/flush installation 2N5: typ. range limit 2.5 mm / non-embedded/non-flush installation 4E0: typ. range limit 4.0 mm / embedded/flush installation 4N0: typ. range limit 4.0 mm / non-embedded/non-flush installation 5E0: typ. range limit 5.0 mm / embedded/flush installation 8E0: typ. range limit 8.0 mm / embedded/flush installation 8N0: typ. range limit 8.0 mm / non-embedded/non-flush installation 10E: typ. range limit 10.0 mm / embedded/flush installation 12N: typ. range limit 12.0 mm / non-embedded/non-flush installation 15E: typ. range limit 15.0 mm / embedded/flush installation 15N: typ. range limit 15.0 mm / non-embedded/non-flush installation 16N: typ. range limit 16.0 mm / non-embedded/non-flush installation 30N: typ. range limit 30.0 mm / non-embedded/non-flush installation</p> |
| EEE | <p>Electrical connection</p> <p>n/a: cable, standard length 2000 mm, 3-wire M8.3: M8 connector, 3-pin (plug) M12: M12 connector, 4-pin (plug)</p> |

| Note | |
|--|--|
|  | <p>↪ A list with all available device types can be found on the Leuze website at www.leuze.com.</p> |


Notes

|  Observe intended use! | |
|--|--|
|  | <p>↪ This product is not a safety sensor and is not intended as personnel protection.</p> <p>↪ The product may only be put into operation by competent persons.</p> <p>↪ Only use the product in accordance with its intended use.</p> |

|  For UL applications: | |
|---|--|
|  | <p>↪ For UL applications, use is only permitted in Class 2 circuits in accordance with the NEC (National Electric Code).</p> |

Accessories

Mounting technology - Other

| | Part no. | Designation | Article | Description |
|--|----------|-------------|---------|---|
|  | 50111503 | MC 030K | Clamp | Diameter, inner: 30 mm Design of mounting device: Mounting clamp Fastening, at system: Through-hole mounting Mounting bracket, at device: Clampable Type of mounting device: Rigid Material: Plastic |

Accessories

Note



🔗 A list with all available accessories can be found on the Leuze website in the Download tab of the article detailed page.