

## Technical data sheet

### Tower light

Part no.: 50149107

TL305-ROGBW-M12

#### Contents

- Technical data
- Dimensioned drawings
- Electrical connection
- Accessories



For illustration purposes only



## Technical data

### Basic data

Series	TL 305
Contains	1x M30 nut 1x rubber flat seal
Type of signaling	Optical

### Electrical data

#### Performance data

Supply voltage $U_B$	24 V, DC
Current consumption, max.	185 mA

#### Inputs

Number of digital switching inputs	5 Piece(s)
------------------------------------	------------

#### Switching inputs

Type	Digital switching input
Switching voltage high, min.	24 V
Switching voltage low, max.	0 V
Voltage type	DC

#### Digital switching input 1

Assignment	Connection 1, pin 1
Function	Light color (green) through actuation of pin

#### Digital switching input 2

Assignment	Connection 1, pin 2
Function	Light color (orange) through actuation of pin

#### Digital switching input 3

Assignment	Connection 1, pin 4
Function	Light color (white) through actuation of pin

#### Digital switching input 4

Assignment	Connection 1, pin 5
Function	Light color (blue) through actuation of pin

#### Digital switching input 5

Assignment	Connection 1, pin 6
Function	Light color (red) through actuation of pin

### Connection

Number of connections	1 Piece(s)
-----------------------	------------

#### Connection 1

Function	Light color via control of pins Signal IN Voltage supply
Type of connection	Connector
Thread size	M12
Type	Male
Material	Metal
No. of pins	8 -pin
Encoding	A-coded

### Mechanical data

Design	Cylindrical
Dimension ( $\varnothing$ x L)	50.6 mm x 259 mm
Thread size	M30 x 1.5 mm
Housing material	Metal
Metal housing	Aluminium, anodized
Light area material	PolycarbonatePlastic
Net weight	350 g
Housing color	Gray
Type of illuminant	LED/24V
Lens modules	5 pieces, ready-made
Signal image	Continuous light
Angle of radiation	360°
Sequence of the modules (ascending)	White, blue, green, orange, red

### Environmental data

Ambient temperature, operation	0 ... 50 °C
Ambient temperature, storage	0 ... 50 °C

### Certifications

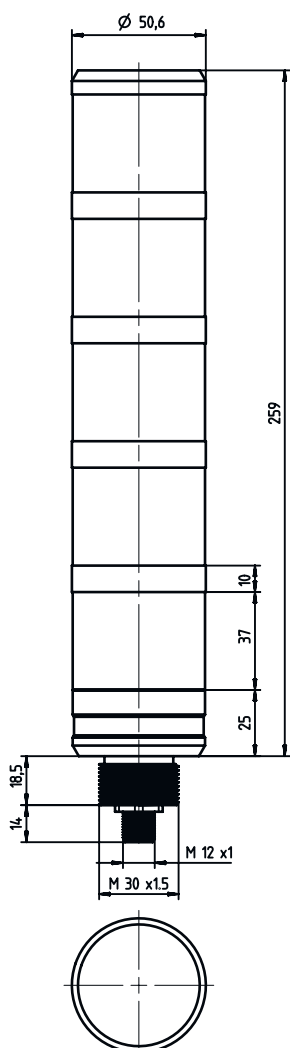
Degree of protection	IP 65
Protection class	III
Approvals	UL

### Classification

ECLASS 5.1.4	27371230
ECLASS 8.0	27371230
ECLASS 9.0	27371230
ECLASS 10.0	27371230
ECLASS 11.0	27371230
ECLASS 12.0	27371230
ECLASS 13.0	27371230
ECLASS 14.0	27371230
ECLASS 15.0	27371230
ETIM 5.0	EC001042
ETIM 6.0	EC001042
ETIM 7.0	EC001042
ETIM 8.0	EC001042
ETIM 9.0	EC001042
ETIM 10.0	EC001042

# Dimensioned drawings

All dimensions in millimeters



## Electrical connection

### Connection 1

Function	Light color via control of pins Signal IN Voltage supply
Type of connection	Connector
Thread size	M12
Type	Male
Material	Metal
No. of pins	8 -pin
Encoding	A-coded


## Electrical connection

Pin	Pin assignment	Conductor color
1	Green LED	White
2	Orange LED	Brown
3	n.c.	Green
4	White LED	Yellow
5	Blue LED	Gray
6	Red LED	Pink
7	GND	Blue
8	n.c.	Red






## Accessories

### Connection technology - Connection cables

	Part no.	Designation	Article	Description
	50135122	KD U-M12-8A-P1-050	Connection cable	Connection 1: Connector, M12, Axial, Female, A-coded, 8 -pin Connector, LED: No Connection 2: Open end Shielded: No Cable length: 5.000 mm Sheathing material: PUR

## Mounting

	Part no.	Designation	Article	Description
	50149110	TL305-AC.EP.100	Tower light element	Design: Cylindrical Diameter: 35 mm Version: Extension pipe Fastening, at system: Screw type
	50149111	TL305-AC.MB1	Tower light element	Design: L shape Version: Angle, L-shape Fastening, at system: Screw type
	50149109	TL305-AC.MF.65	Tower light element	Design: Cylindrical Diameter: 98 mm Version: Mounting base Fastening, at system: Screw type

### Note



A list with all available accessories can be found on the Leuze website in the Download tab of the article detailed page.