

Technical data sheet

Plastic fiber optics for throughbeam operation

Part no.: 50117749

KF-LC32-12

Contents

- Technical data
- Dimensioned drawings
- Notes
- Further information
- Accessories



For illustration purposes only

Technical data

Basic data

Series	KF
Operating principle	Throughbeam principle
Device type	Transmit and receive fiber
Area of application	General applications

Optical data

Light beam exit	bent 90°
Fiber core	Mixed fiber configuration Multiple fiber core
Fiber core material	Plastic
Active fiber diameter	0.265 mm x 32 Piece(s)
Operating range with LV461	0 ... 250 mm
Operating range with LV462	0 ... 430 mm
Operating range with LV463	0 ... 750 mm
Operating range with LV463.XV	0 ... 1,125 mm
Operating range with LV463.XR	0 ... 1,350 mm
Operating range with LV463L.XR	0 ... 2,025 mm

Measurement data

Minimum object diameter	0.1 mm
-------------------------	--------

Mechanical data

Design	Cylindrical
Outer diameter	2.8 mm
Head material	Stainless steel
Type	Plastic fiber optics (KF)
Fiber length	900 mm
Fiber sheathing material	PE
Fastening of the probe	Ø 3.5 mm
Smallest bending radius (moving)	R60
Sleeve length at optical outlet	20 mm
Metric thread on fiber optic sleeve	No
Laying	standard
Damping at $\lambda = 650\text{nm}$	210 dB/km

Environmental data

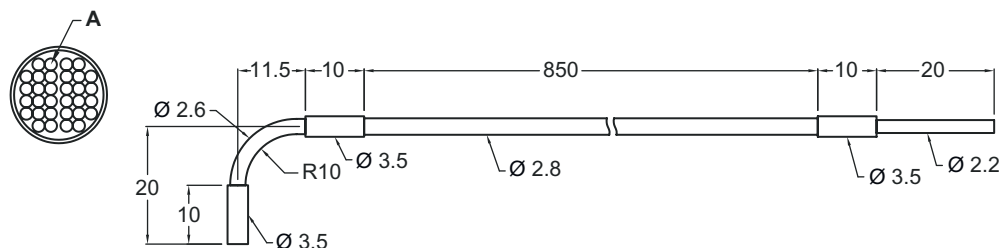
Ambient temperature, operation	-55 ... 70 °C
--------------------------------	---------------

Classification

Customs tariff number	90011090
ECLASS 5.1.4	27270905
ECLASS 8.0	27270905
ECLASS 9.0	27270905
ECLASS 10.0	27270905
ECLASS 11.0	27273606
ECLASS 12.0	27273606
ECLASS 13.0	27273606
ECLASS 14.0	27273606
ECLASS 15.0	27273606
ETIM 5.0	EC002651
ETIM 6.0	EC002651
ETIM 7.0	EC002651
ETIM 8.0	EC002651
ETIM 9.0	EC002651
ETIM 10.0	EC002651



Dimensioned drawings

All dimensions in millimeters



A Ø 0.265 mm glass fiber core x 32 pcs

Notes


 Observe intended use!	
	<ul style="list-style-type: none"> ⌘ This product is not a safety sensor and is not intended as personnel protection. ⌘ The product may only be put into operation by competent persons. ⌘ Only use the product in accordance with its intended use.

Further information

- Suitable products for operating these fiber optics are the fiber optic amplifiers LV461, LV462B as well as LV463, LV463.XV and LV463.XR.
- The maximum range is limited by the length of the light conductor.
- Operating range measured on a white object (90% diffuse reflection) with the following settings on the fiber optic amplifier:
 - max. response time
 - max. amplification
 - min. switching threshold

Accessories

General

	Part no.	Designation	Article	Description
	50117785 **	KLC-4530	Tool	Type: Cutting tool

** Included in delivery contents

Note	
	<ul style="list-style-type: none"> ⌘ A list with all available accessories can be found on the Leuze website in the Download tab of the article detailed page.