

## Technical data sheet Light curtain receiver

Part no.: 50119667

CML720i-R20-1110.A/CN-M12



For illustration purposes only

### Contents

- Technical data
- Dimensioned drawings
- Electrical connection
- Operation and display
- Suitable transmitters
- Part number code
- Notes
- Accessories



## Technical data

### Basic data

|                     |                        |
|---------------------|------------------------|
| Series              | 720                    |
| Operating principle | Throughbeam principle  |
| Device type         | Receiver               |
| Contains            | 2x BT-NC sliding block |
| Application         | Object measurement     |

### Special version

|                 |                        |
|-----------------|------------------------|
| Special version | Crossed-beam scanning  |
|                 | Diagonal-beam scanning |
|                 | Parallel-beam scanning |

### Optical data

|                          |             |
|--------------------------|-------------|
| Measurement field length | 1,110 mm    |
| Number of beams          | 56 Piece(s) |
| Beam spacing             | 20 mm       |

### Measurement data

|                         |       |
|-------------------------|-------|
| Minimum object diameter | 30 mm |
|-------------------------|-------|

### Electrical data

|                    |                              |
|--------------------|------------------------------|
| Protective circuit | Polarity reversal protection |
|                    | Short circuit protected      |
|                    | Transient protection         |

#### Performance data

|                      |  |
|----------------------|--|
| Supply voltage $U_B$ | 18 ... 30 V, DC  |
| Residual ripple      | 0 ... 15 %, From $U_B$   |
| Open-circuit current | 0 ... 270 mA, The specified values refer to the entire package consisting of transmitter and receiver. |

#### Inputs/outputs selectable

|                                     |                           |
|-------------------------------------|---------------------------|
| Output current, max.                | 100 mA                    |
| Input resistance                    | 6,000 $\Omega$            |
| Number of inputs/outputs selectable | 2 Piece(s)                |
| Type                                | Inputs/outputs selectable |
| Voltage type, outputs               | DC                        |
| Switching voltage, outputs          | Typ. $U_B / 0$ V          |
| Voltage type, inputs                | DC                        |
| Switching voltage, inputs           | high: $\geq 6$ V          |
|                                     | low: $\leq 4$ V           |

#### Input/output 1

|                          |      |
|--------------------------|------|
| Activation/disable delay | 1 ms |
|--------------------------|------|

### Time behavior

|                        |            |
|------------------------|------------|
| Readiness delay        | 450 ms     |
| Cycle time             | 2.08 ms    |
| Response time per beam | 30 $\mu$ s |

### Interface

|                  |         |
|------------------|---------|
| Type             | CANopen |
| CANopen Function | Process |

### Service interface

|      |         |
|------|---------|
| Type | IO-Link |
|------|---------|

### IO-Link

|          |                            |
|----------|----------------------------|
| Function | Configuration via software |
|          | Service                    |

### Connection

|                       |            |
|-----------------------|------------|
| Number of connections | 2 Piece(s) |
| Plug outlet           | Axial      |

#### Connection 1

|          |                           |
|----------|---------------------------|
| Function | Configuration interface   |
|          | Connection to transmitter |
|          | Signal IN                 |
|          | Signal OUT                |
|          | Voltage supply            |

|                    |           |
|--------------------|-----------|
| Type of connection | Connector |
| Thread size        | M12       |
| Type               | Male      |
| Material           | Metal     |
| No. of pins        | 8 -pin    |
| Encoding           | A-coded   |

#### Connection 2

|                    |           |
|--------------------|-----------|
| Function           | BUS IN    |
|                    | BUS OUT   |
| Type of connection | Connector |
| Thread size        | M12       |
| Type               | Female    |
| Material           | Metal     |
| No. of pins        | 5 -pin    |
| Encoding           | A-coded   |

### Mechanical data

|                       |                              |
|-----------------------|------------------------------|
| Design                | Cubic                        |
| Dimension (W x H x L) | 29 mm x 35.4 mm x 1,195 mm   |
| Housing material      | Metal                        |
| Metal housing         | Aluminum                     |
| Lens cover material   | Plastic                      |
| Net weight            | 1,300 g                      |
| Housing color         | Silver                       |
| Type of fastening     | Groove mounting              |
|                       | Via optional mounting device |

### Operation and display

|                       |                   |
|-----------------------|-------------------|
| Type of display       | LED               |
|                       | OLED display      |
| Number of LEDs        | 2 Piece(s)        |
| Type of configuration | Software          |
|                       | Teach-in          |
| Operational controls  | Membrane keyboard |

### Environmental data

|                                |               |
|--------------------------------|---------------|
| Ambient temperature, operation | -30 ... 60 °C |
| Ambient temperature, storage   | -40 ... 70 °C |

### Certifications

|                      |               |
|----------------------|---------------|
| Degree of protection | IP 65         |
| Protection class     | III           |
| Approvals            | c UL US       |
| Standards applied    | IEC 60947-5-2 |

## Technical data

|                       |          |
|-----------------------|----------|
| Customs tariff number | 90314990 |
| ECLASS 5.1.4          | 27270910 |
| ECLASS 8.0            | 27270910 |
| ECLASS 9.0            | 27270910 |
| ECLASS 10.0           | 27270910 |
| ECLASS 11.0           | 27270910 |
| ECLASS 12.0           | 27270910 |
| ECLASS 13.0           | 27270910 |
| ECLASS 14.0           | 27270910 |
| ECLASS 15.0           | 27270910 |
| ECLASS 16.0           | 27270910 |
| ETIM 5.0              | EC002549 |
| ETIM 6.0              | EC002549 |
| ETIM 7.0              | EC002549 |
| ETIM 8.0              | EC002549 |
| ETIM 9.0              | EC002549 |
| ETIM 10.0             | EC002549 |
| UNSPSC 26.08          | 39121528 |

## Dimensioned drawings

All dimensions in millimeters



- |   |                                  |   |                        |
|---|----------------------------------|---|------------------------|
| A | Beam spacing 20 mm               | L | Profile length 1128 mm |
| B | Measurement field length 1110 mm | T | Transmitter            |
| F | M6 thread                        | R | Receiver               |
| G | Fastening groove                 | Y | 5 mm                   |

# Dimensioned drawings



## Electrical connection

### Connection 1

|                    |   |
|--------------------|---|
| Function           | Configuration interface<br>Connection to transmitter<br>Signal IN<br>Signal OUT<br>Voltage supply |
| Type of connection | Connector   |
| Thread size        | M12   |
| Type               | Male  |
| Material           | Metal   |
| No. of pins        | 8 -pin  |
| Encoding           | A-coded   |

### Pin Pin assignment

|   |            |
|---|------------|
| 1 | V+         |
| 2 | I/O 1      |
| 3 | GND        |
| 4 | IO-Link    |
| 5 | I/O 2      |
| 6 | RS 485 Tx- |
| 7 | RS 485 Tx+ |
| 8 | FE/SHIELD  |



### Connection 2

|                    |                   |
|--------------------|-------------------|
| Function           | BUS IN<br>BUS OUT |
| Type of connection | Connector         |
| Thread size        | M12               |
| Type               | Female            |
| Material           | Metal             |
| No. of pins        | 5 -pin            |
| Encoding           | A-coded           |

## Electrical connection


| Pin | Pin assignment |
|-----|----------------|
| 1   | FE/SHIELD      |
| 2   | n.c.           |
| 3   | CAN GND        |
| 4   | CAN H          |
| 5   | CAN L          |



## Operation and display

| LED | Display                  | Meaning                                |
|-----|--------------------------|--|
| 1   | Green, continuous light  | Operational readiness                  |
|     | Green, flashing          | Teach / error                          |
| 2   | Yellow, continuous light | Light path free, with function reserve |
|     | Yellow, flashing         | No function reserve                    |
|     | Off                      | Object detected                        |

## Suitable transmitters

|  | Part no. | Designation            | Operating range<br>Operating range<br>limit | Description   |
|--|----------|------------------------|---|---|
|  | 50119429 | CML720i-T20-1110.A-M12 | 0.3 ... 7 m<br>0.2 ... 9 m                  | Operating range: 0.3 ... 7 m<br>Connection: Connector, M12, Axial, 5 -pin |

## Part number code

Part designation: CML7XXi-YZZ-AAAA.BCCDDDD-EEEEFF

|             |  |
|-------------|--|
| <b>CML</b>  | <b>Operating principle</b><br>Measuring light curtain  |
| <b>7XXi</b> | <b>Series</b><br>720i: 720i series<br>730i: 730i series  |
| <b>Y</b>    | <b>Device type</b><br>T: transmitter<br>R: receiver  |
| <b>ZZ</b>   | <b>Beam spacing</b><br>05: 5 mm<br>10: 10 mm<br>20: 20 mm<br>40: 40 mm   |
| <b>AAAA</b> | Measurement field length [mm], dependent on beam spacing   |
| <b>B</b>    | <b>Equipment</b><br>A: Axial connector outlet<br>R: Rear connector outlet  |
| <b>CCC</b>  | <b>Interface</b><br>L: IO-Link<br>/CN: CANopen<br>/PB: PROFIBUS<br>/PN: PROFINET<br>/CV: Analog current and voltage output<br>/D3: RS 485 Modbus |

## Part number code

|            |  |
|------------|--|
| <b>DDD</b> | <b>Special equipment</b><br>-PS: Power Setting     |
| <b>EEE</b> | <b>Electrical connection</b><br>M12: M12 connector |
| <b>FFF</b> | <b>-EX: Explosion protection</b>                   |

**Note**

 A list with all available device types can be found on the Leuze website at [www.leuze.com](http://www.leuze.com).

## Notes

 **Observe intended use!**

 This product is not a safety sensor and is not intended as personnel protection.

 The product may only be put into operation by competent persons.

 Only use the product in accordance with its intended use.

**For UL applications:**

 For UL applications, use is only permitted in Class 2 circuits in accordance with the NEC (National Electric Code).

 These proximity switches shall be used with UL Listed Cable assemblies rated 30V, 0.5A min, in the field installation, or equivalent (categories: CYJV/ CYJV7 or PVVA/PVVA7)

## Accessories

### Connection technology - Connection cables



|   | Part no. | Designation        | Article          | Description  |
|---|----------|--------------------|------------------|--|
|  | 50132079 | KD U-M12-5A-V1-050 | Connection cable | Application: Chemical resistant<br>Connection 1: Connector, M12, Axial, Female, A-coded, 5 -pin<br>Connector, LED: No<br>Connection 2: Open end<br>Shielded: No<br>Cable length: 5,000 mm<br>Sheathing material: PVC |

### Connection technology - Interconnection cables

|   | Part no. | Designation                 | Article               | Description  |
|---|----------|-----------------------------|-----------------------|--|
|  | 50129781 | KDS DN-M12-5A-M12-5A-P3-050 | Interconnection cable | Application: Oil and lubricant resistant<br>Suitable for interface: DeviceNet, CANopen<br>Connection 1: Connector, M12, Axial, Female, A-coded, 5 -pin<br>Connection 2: Connector, M12, Axial, Male, A-coded, 5 -pin<br>Shielded: Yes<br>Cable length: 5,000 mm<br>Sheathing material: PUR |

## Accessories

### Connection technology - Y distribution cables

|  | Part no. | Designation             | Article               | Description   |
|--|----------|-------------------------|-----------------------|---|
|  | 50118183 | K-Y1 M12A-5m-M12A-S-PUR | Interconnection cable | Connection 1: Connector, M12, Axial, Female, A-coded, 5 -pin<br>Connection 2: Connector, M12, Axial, Male, A-coded, 5 -pin<br>Connection 3: Connector, M12, Axial, Female, A-coded, 8 -pin<br>Shielded: Yes<br>Cable length fork 1: 5,000 mm<br>Cable length fork 2: 150 mm<br>Sheathing material: PUR                                |
|  | 50118185 | K-YCN M12A-M12A-S-PUR   | Interconnection cable | Suitable for interface: CANopen<br>Connection 1: Connector, M12, Axial, Male, A-coded, 5 -pin<br>Connection 2: Connector, M12, Axial, Female, A-coded, 5 -pin<br>Connection 3: Connector, M12, Axial, Male, A-coded, 5 -pin<br>Shielded: Yes<br>Cable length fork 1: 250 mm<br>Cable length fork 2: 350 mm<br>Sheathing material: PUR |

### Connection technology - Terminating resistors

|   | Part no. | Designation | Article         | Description   |
|---|----------|-------------|-----------------|---|
|  | 50040099 | TS 01-5-SA  | Terminator plug | Suitable for: DeviceNet, CANopen<br>Function: Bus termination<br>Connection 1: Connector, M12, Axial, Male, A-coded, 5 -pin |

### Mounting technology - Mounting brackets

|  | Part no. | Designation    | Article             | Description   |
|--|----------|----------------|---------------------|---|
|  | 50142900 | BT 700M.5-2SET | Mounting device set | Contains: 2x mounting brackets, 1 teach template, 4 M6 x 10 screws<br>Design of mounting device: Bracket mounting<br>Fastening, at system: Through-hole mounting, T slotted hole<br>Mounting bracket, at device: Screw type, Sliding block<br>Type of mounting device: Rigid<br>Material: Steel |

## Services

|  | Part no. | Designation | Article          | Description  |
|--|----------|-------------|------------------|--|
|  | S981001  | CS10-S-110  | Start-up support | Details: Performed at location of customer's choosing, duration: max. 10 hours.<br>Conditions: Devices and connection cables are already mounted, price not including travel costs and, if applicable, accommodation expenses. |
|  | S981005  | CS10-T-110  | Product training | Details: Location and content to be agreed upon, duration: max. 10 hours.<br>Conditions: Price not including travel costs and, if applicable, accommodation expenses.  |

## Accessories

### Note



🔗 A list with all available accessories can be found on the Leuze website in the Download tab of the article detailed page.