

Technical data sheet

Line profile sensor

Part no.: 50138405

LPS 36.10

Contents

- Technical data
- Dimensioned drawings
- Electrical connection
- Diagrams
- Operation and display
- Notes
- Accessories



For illustration purposes only



CDRH



Technical data

Basic data

Series	36
Contains	LxSsoft configuration software
Application	Contour measurement Object measurement

Special version

Special version	Plastic screen
-----------------	----------------

Optical data

Light source	Laser, Red
Laser class	2M

Measurement data

X-axis measurement range	150 ... 600 mm
Measurement range z-axis	200 ... 800 mm
Resolution	X-axis: 1 ... 1,5 mm, relative to measurement distance Y-axis: 1 ... 3 mm, relative to measurement distance
Repeatability of Z-axis, relative to measurement distance	≤ 0,5 %
Repeatability of Z-axis, relative to measurement distance, note	Reflectivity 90%, identical object, identical environment conditions, measurement object ≤ 50x50 mm ²
Measurement time	10ms
Linearity of Z-axis, relative to measurement distance	± 1,0%
Black/white behavior	1 %, 6 ... 90% diffuse reflectance

Electrical data

Performance data	
Supply voltage U _B	18 ... 30 V, DC
Inputs	
Number of activation inputs	1 Piece(s)
Number of digital switching inputs	2 Piece(s)
Outputs	
Number of digital switching outputs	2 Piece(s)
Switching outputs	
Switching output 1	
Switching element	Transistor, Push-pull
Function	Operational readiness
Switching output 2	
Switching element	Transistor, Push-pull
Function	Cascading

Interface

Type	Ethernet
------	----------

Connection

Number of connections	3 Piece(s)
-----------------------	------------

Connection 1

Function	Signal IN Signal OUT Voltage supply
Type of connection	Connector
Thread size	M12
Type	Male
Material	Metal
No. of pins	8 -pin
Encoding	A-coded

Connection 2

Function	Configuration interface Data interface
Type of connection	Connector
Thread size	M12
Type	Female
Material	Metal
No. of pins	4 -pin
Encoding	D-coded

Connection 3

Function	Encoder
Type of connection	Connector
Thread size	M12
Type	Female
Material	Metal
No. of pins	8 -pin
Encoding	A-coded

Connection 4

Function	Not used (dummy plug)
Type of connection	Connector
Thread size	M12
Type	Female
Material	Metal
No. of pins	4 -pin
Encoding	D-coded

Mechanical data

Dimension (W x H x L)	56 mm x 160 mm x 74 mm
Housing material	Metal Plastic
Metal housing	Aluminum
Lens cover material	Plastic
Net weight	620 g

Environmental data

Ambient temperature, operation	-30 ... 50 °C
Ambient temperature, storage	-30 ... 70 °C

Certifications

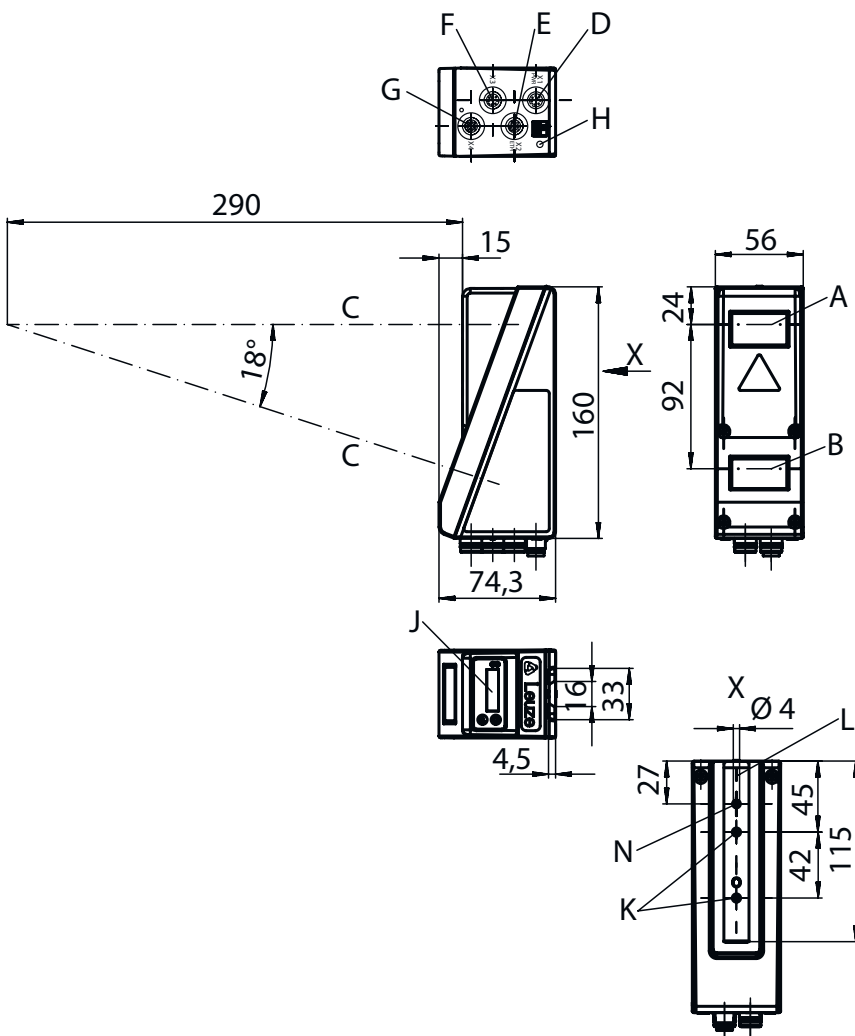
Degree of protection	IP 67
Protection class	III, VDE
Certifications	c UL US
Standards applied	IEC 60947-5-2

Technical data

Customs tariff number	90318020
ECLASS 5.1.4	27280190
ECLASS 8.0	27280190
ECLASS 9.0	27280190
ECLASS 10.0	27280190
ECLASS 11.0	27280190
ECLASS 12.0	27280190
ECLASS 13.0	27280190
ECLASS 14.0	27280190
ETIM 5.0	EC001825
ETIM 6.0	EC001825
ETIM 7.0	EC001825
ETIM 8.0	EC001825
ETIM 9.0	EC001825

Dimensioned drawings

All dimensions in millimeters



- A Transmitter
- B Receiver
- C Optical axis
- D, E, F, G X1-X4 connections
- H FE screw
- J OLED display and membrane keyboard
- K M4 thread (4.5 mm deep)
- L Support for mounting system

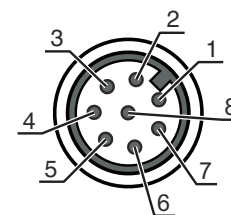
Electrical connection

Connection 1

X1 PWR

Function	Signal IN Signal OUT Voltage supply
Type of connection	Connector
Thread size	M12
Type	Male
Material	Metal
No. of pins	8 -pin
Encoding	A-coded

Pin	Pin assignment	Conductor color
1	V+	White
2	IN ACTIVATE	Brown
3	GND	Green
4	OUT 1 / Operational readiness	Yellow
5	Trigger IN	Gray
6	OUT 2	Pink
7	n.c.	Blue
8	n.c.	Red

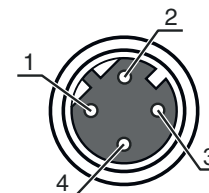


Connection 2

X2 ETH

Function	Configuration interface Data interface
Type of connection	Connector
Thread size	M12
Type	Female
Material	Metal
No. of pins	4 -pin
Encoding	D-coded

Pin	Pin assignment	Conductor color
1	Tx+	Yellow
2	Rx+	White
3	Tx-	Orange
4	Rx-	Blue



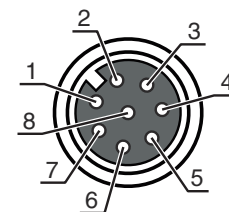
Connection 3

X3 encoder

Function	Encoder
Type of connection	Connector
Thread size	M12
Type	Female
Material	Metal
No. of pins	8 -pin
Encoding	A-coded

Electrical connection

Pin	Pin assignment	Conductor color
1	V+	White
2	GND	Brown
3	GND	Green
4	Enc. A+	Yellow
5	Enc. A-	Gray
6	Enc. B+	Pink
7	Enc. B-	Blue
8	+5 V DC	Red

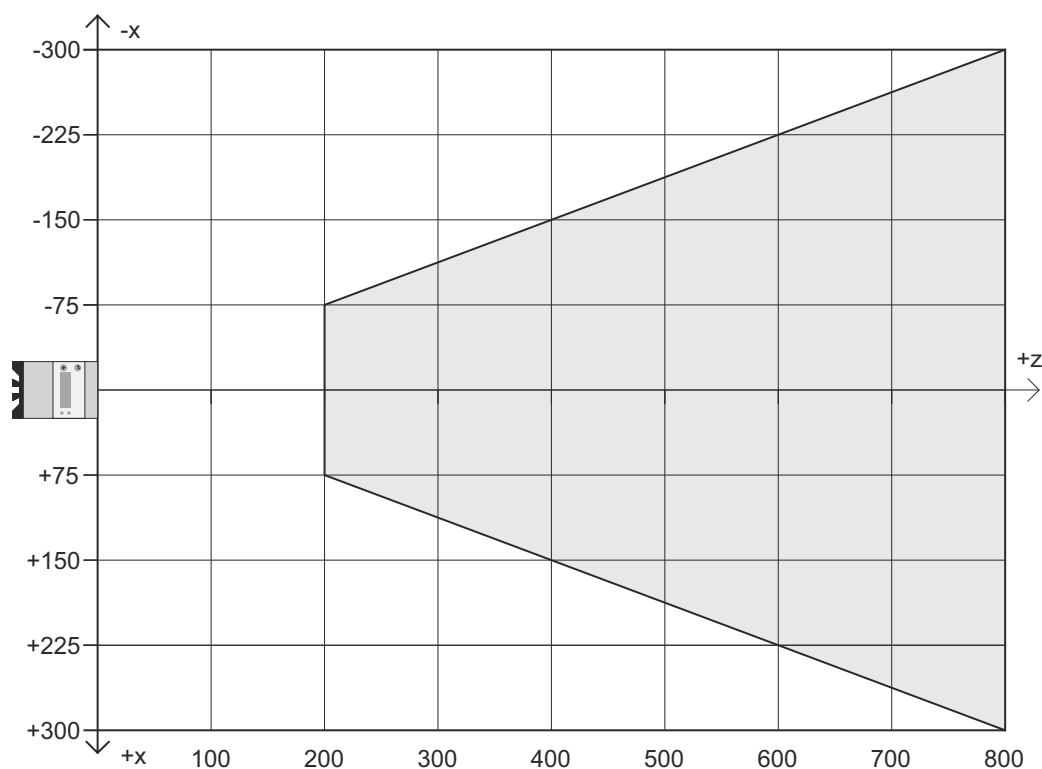


Connection 4

Function	Not used (dummy plug)
Type of connection	Connector
Thread size	M12
Type	Female
Material	Metal
No. of pins	4 -pin
Encoding	D-coded

Diagrams

Measurement range



- x Line length in mm
- z Object distance

Operation and display

LED	Display	Meaning
1	Green, continuous light	Operational readiness
	Off	No supply voltage
2	Yellow, continuous light	Ethernet connection is established
	Yellow, flashing	Data transmission active
	Off	No data transmission

Notes



Observe intended use!



- ⌘ This product is not a safety sensor and is not intended as personnel protection.
- ⌘ The product may only be put into operation by competent persons.
- ⌘ Only use the product in accordance with its intended use.

NOTE




Do not stare into beam or expose users of telescopic optics!

The device satisfies the requirements of IEC 60825-1:2007 (EN 60825-1:2007) safety regulations for a product of **laser class 2M** as well as the U.S. 21 CFR 1040.10 regulations with deviations corresponding to Laser Notice No. 50 from June 24, 2007.

- ⌘ For UL applications, use is only permitted in Class 2 circuits in accordance with the NEC (National Electric Code).
- ⌘ Do not point the laser beam of the device at persons!
- ⌘ Interrupt the laser beam using a non-transparent, non-reflective object if the laser beam is accidentally directed towards a person.
- ⌘ When mounting and aligning the device, avoid reflections of the laser beam off reflective surfaces!
- ⌘ CAUTION! The use of operating and adjusting devices other than those specified here or the carrying out of differing procedures may lead to dangerous exposure to radiation! The use of optical instruments or devices (e.g., magnifying glasses, binoculars) in combination with the device increases the danger of eye damage.
- ⌘ Observe the applicable statutory and local laser protection regulations.
- ⌘ The device must not be tampered with and must not be changed in any way.
There are no user-serviceable parts inside the device.
Repairs must only be performed by Leuze electronic GmbH + Co. KG.


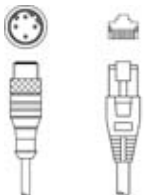
Accessories

Connection technology - Connection cables


	Part no.	Designation	Article	Description
	50135128	KD S-M12-8A-P1-050	Connection cable	Connection 1: Connector, M12, Axial, Female, A-coded, 8 -pin Connector, LED: No Connection 2: Open end Shielded: Yes Cable length: 5.000 mm Sheathing material: PUR

Accessories

Connection technology - Interconnection cables

	Part no.	Designation	Article	Description
	50125541	K-DS M12A-8P-0,75m-LxS36-CP	Configuration cable	Parameter memory: Yes Connection 1: Connector, M12, Axial, Female, A-coded, 8 -pin Connection 2: Connector, M12, Axial, Male, A-coded, 8 -pin Shielded: Yes Cable length: 750 mm Sheathing material: PUR
	50135081	KSS ET-M12-4A-RJ45-A-P7-050	Interconnection cable	Suitable for interface: Ethernet Connection 1: Connector, M12, Axial, Male, D-coded, 4 -pin Connection 2: RJ45 Shielded: Yes Cable length: 5,000 mm Sheathing material: PUR

Mounting technology - Rod mounts

	Part no.	Designation	Article	Description
	50121435	BT 56 - 1	Mounting device	Functions: Static applications Design of mounting device: Mounting system Fastening, at system: For 12 mm rod, For 14 mm rod, For 16 mm rod Mounting bracket, at device: Clampable Material: Metal Tightening torque of the clamping jaws: 8 N·m

Services

	Part no.	Designation	Article	Description
	S981001	CS10-S-110	Start-up support	Details: Performed at location of customer's choosing, duration: max. 10 hours. Conditions: Devices and connection cables are already mounted, price not including travel costs and, if applicable, accommodation expenses.
	S981005	CS10-T-110	Product training	Details: Location and content to be agreed upon, duration: max. 10 hours. Conditions: Price not including travel costs and, if applicable, accommodation expenses.

Note



A list with all available accessories can be found on the Leuze website in the Download tab of the article detailed page.