

## Technical data sheet

### Light curtain transmitter

Part no.: 50119431  
CML720i-T20-1430.A-M12



For illustration purposes only

#### Contents

- Technical data
- Dimensioned drawings
- Electrical connection
- Operation and display
- Suitable receivers
- Part number code
- Notes
- Accessories



## Technical data

### Basic data

Series	720
Operating principle	Throughbeam principle
Device type	Transmitter
Contains	2x BT-NC sliding block
Application	Object measurement

### Special version

Special version	Crossed-beam scanning
	Diagonal-beam scanning
	Parallel-beam scanning

### Optical data

Operating range	0.3 ... 7 m
Operating range	Guaranteed operating range
Operating range limit	0.2 ... 9 m
Operating range limit	Typical operating range
Measurement field length	1,430 mm
Number of beams	72 Piece(s)
Beam spacing	20 mm
Light source	LED, Infrared
Wavelength	940 nm

### Measurement data

Minimum object diameter	30 mm
-------------------------	-------

### Electrical data

Protective circuit	Polarity reversal protection
	Short circuit protected
	Transient protection

### Performance data

Supply voltage $U_B$	18 ... 30 V, DC
Residual ripple	0 ... 15 %, From $U_B$
Open-circuit current	0 ... 270 mA, The specified values refer to the entire package consisting of transmitter and receiver.

### Time behavior

Readiness delay	450 ms
Cycle time	2.56 ms

### Connection

Number of connections	1 Piece(s)
Plug outlet	Axial

### Connection 1

Function	Connection to receiver
	Sync-input
	Voltage supply
Type of connection	Connector
Thread size	M12
Type	Male
Material	Metal
No. of pins	5 -pin
Encoding	A-coded

### Mechanical data

Design	Cubic
Dimension (W x H x L)	29 mm x 35.4 mm x 1,515 mm
Housing material	Metal
Metal housing	Aluminum
Lens cover material	Plastic
Net weight	1,550 g
Housing color	Silver
Type of fastening	Groove mounting
	Via optional mounting device

### Operation and display

Type of display	LED
Number of LEDs	1 Piece(s)

### Environmental data

Ambient temperature, operation	-30 ... 60 °C
Ambient temperature, storage	-40 ... 70 °C

### Certifications

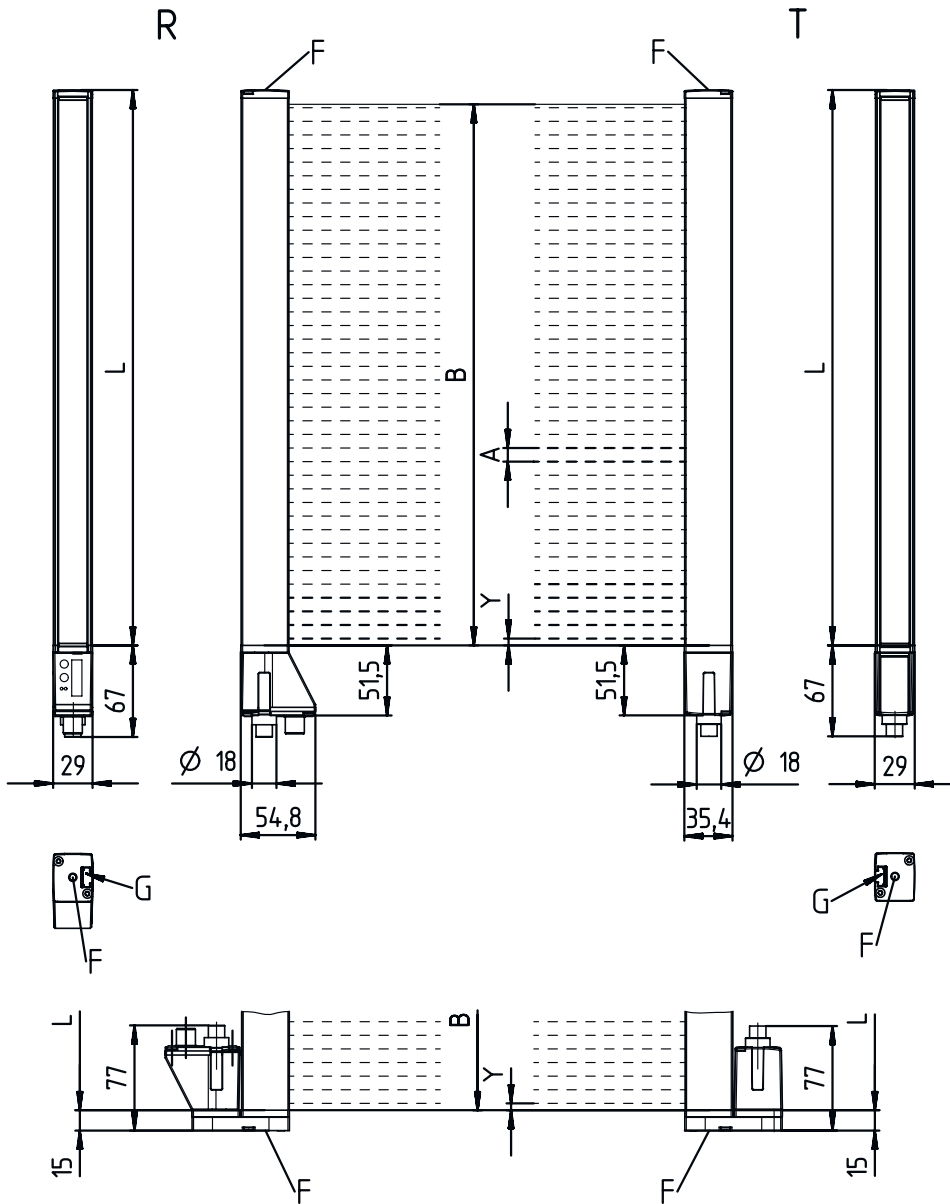
Degree of protection	IP 65
Protection class	III
Certifications	c UL US
Standards applied	IEC 60947-5-2

### Classification

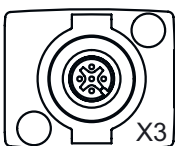
Customs tariff number	90314990
ECLASS 5.1.4	27270910
ECLASS 8.0	27270910
ECLASS 9.0	27270910
ECLASS 10.0	27270910
ECLASS 11.0	27270910
ECLASS 12.0	27270910
ECLASS 13.0	27270910
ECLASS 14.0	27270910
ETIM 5.0	EC002549
ETIM 6.0	EC002549
ETIM 7.0	EC002549
ETIM 8.0	EC002549
ETIM 9.0	EC002549

# Dimensioned drawings

All dimensions in millimeters



- |   |                                  |   |                        |
|---|----------------------------------|---|------------------------|
| A | Beam spacing 20 mm               | L | Profile length 1448 mm |
| B | Measurement field length 1430 mm | T | Transmitter            |
| F | M6 thread                        | R | Receiver               |
| G | Fastening groove                 | Y | 5 mm                   |

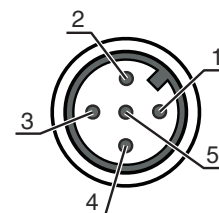


# Electrical connection

## Connection 1

Function	Connection to receiver Sync-input Voltage supply
Type of connection	Connector
Thread size	M12
Type	Male
Material	Metal
No. of pins	5 -pin
Encoding	A-coded





Pin	Pin assignment
1	FE/SHIELD
2	V+
3	GND
4	RS 485 Tx+
5	RS 485 Tx-



# Operation and display

LED	Display	Meaning
1	Green, continuous light	Continuous mode
	Off	No communication with the receiver / waiting for trigger
	green, flashing in sync with the measurement	Measurement frequency display

# Suitable receivers

	Part no.	Designation	Article	Description
	50119669	CML720i-R20-1430.A/CN-M12	Light curtain receiver	Operating range: 0.3 ... 7 m Interface: CANopen Connection: Connector, M12, Axial, 8 -pin
	50119859	CML720i-R20-1430.A/CV-M12	Light curtain receiver	Operating range: 0.3 ... 7 m Analog outputs: 2 Piece(s), Voltage, Current Connection: Connector, M12, Axial, 8 -pin
	50123557	CML720i-R20-1430.A/D3-M12	Light curtain receiver	Operating range: 0.3 ... 7 m Interface: RS 485 Modbus Connection: Connector, M12, Axial, 8 -pin
	50119778	CML720i-R20-1430.A/L-M12	Light curtain receiver	Operating range: 0.3 ... 7 m Interface: IO-Link Connection: Connector, M12, Axial, 8 -pin

## Suitable receivers

	Part no.	Designation	Article	Description
	50122994	CML720i-R20-1430.A/PB-M12	Light curtain receiver	Operating range: 0.3 ... 7 m Interface: PROFIBUS DP Connection: Connector, M12, Axial, 8 -pin
	50131954	CML720i-R20-1430.A/PN-M12	Light curtain receiver	Operating range: 0.3 ... 7 m Interface: PROFINET Connection: Connector, M12, Axial, 8 -pin

## Part number code

Part designation: CML7XXi-YYZ-AAAA.BCCDDDD-EEEEFF

<b>CML</b>	<b>Operating principle</b> Measuring light curtain
<b>7XXi</b>	<b>Series</b> 720i: 720i series 730i: 730i series
<b>Y</b>	<b>Device type</b> T: transmitter R: receiver
<b>ZZ</b>	<b>Beam spacing</b> 05: 5 mm 10: 10 mm 20: 20 mm 40: 40 mm
<b>AAAA</b>	Measurement field length [mm], dependent on beam spacing
<b>B</b>	<b>Equipment</b> A: Axial connector outlet R: Rear connector outlet
<b>CCC</b>	<b>Interface</b> L: IO-Link /CN: CANopen /PB: PROFIBUS /PN: PROFINET /CV: Analog current and voltage output /D3: RS 485 Modbus
<b>DDD</b>	<b>Special equipment</b> -PS: Power Setting
<b>EEE</b>	<b>Electrical connection</b> M12: M12 connector
<b>FFF</b>	<b>-EX: Explosion protection</b>

### Note



A list with all available device types can be found on the Leuze website at [www.leuze.com](http://www.leuze.com).

## Notes



### Observe intended use!



- ⌘ This product is not a safety sensor and is not intended as personnel protection.
- ⌘ The product may only be put into operation by competent persons.
- ⌘ Only use the product in accordance with its intended use.

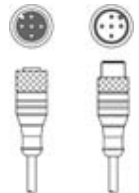
### For UL applications:




- ⌘ For UL applications, use is only permitted in Class 2 circuits in accordance with the NEC (National Electric Code).
- ⌘ These proximity switches shall be used with UL Listed Cable assemblies rated 30V, 0.5A min, in the field installation, or equivalent (categories: CYJV/ CYJV7 or PVVA/PVVA7)

## Accessories


### Connection technology - Interconnection cables

	Part no.	Designation	Article	Description
	50129781	KDS DN-M12-5A-M12-5A-P3-050	Interconnection cable	Suitable for interface: DeviceNet, CANopen Connection 1: Connector, M12, Axial, Female, A-coded, 5 -pin Connection 2: Connector, M12, Axial, Male, A-coded, 5 -pin Shielded: Yes Cable length: 5,000 mm Sheathing material: PUR

### Mounting technology - Mounting brackets

	Part no.	Designation	Article	Description
	50142900	BT 700M.5-2SET	Mounting device set	Design of mounting device: Bracket mounting Fastening, at system: Through-hole mounting, T slotted hole Mounting bracket, at device: Screw type, Sliding block Type of mounting device: Rigid Material: Steel

### Configuration devices

	Part no.	Designation	Article	Description
	50121098	SET MD12-US2-IL1.1 + Zub.	Diagnostics set	Interface: USB Connections: 2 Piece(s) Degree of protection: IP 20

## Accessories

### Services

	Part no.	Designation	Article	Description
	S981001	CS10-S-110	Start-up support	Details: Performed at location of customer's choosing, duration: max. 10 hours. Conditions: Devices and connection cables are already mounted, price not including travel costs and, if applicable, accommodation expenses.
	S981005	CS10-T-110	Product training	Details: Location and content to be agreed upon, duration: max. 10 hours. Conditions: Price not including travel costs and, if applicable, accommodation expenses.

#### Note



A list with all available accessories can be found on the Leuze website in the Download tab of the article detailed page.