

Technical data sheet

Safety light curtain transmitter

Part no.: 68000327
MLC500T30-2700



For illustration purposes only

Contents

- Technical data
- Dimensioned drawings
- Electrical connection
- Circuit diagrams
- Operation and display
- Suitable receivers
- Part number code
- Notes
- Accessories



Technical data

Basic data

| | |
|-------------|------------------------|
| Series | MLC 500 |
| Device type | Transmitter |
| Contains | 2x BT-NC sliding block |
| Application | Hand protection |

Functions

| | |
|-----------|--|
| Functions | Range reduction Transmission channel changeover |
|-----------|--|

Characteristic parameters

| | |
|--------------------|--------------------------|
| Type | 4, IEC/EN 61496 |
| SIL | 3, IEC 61508 |
| SILCL | 3, IEC/EN 62061 |
| Mission time T_M | 20 years, EN ISO 13849-1 |

Protective field data

| | |
|-------------------------|------------|
| Resolution | 30 mm |
| Protective field height | 2,700 mm |
| Operating range | 0 ... 10 m |

Optical data

| | |
|--------------------------|---|
| Synchronization | Optical between transmitter and receiver |
| Light source | LED, Infrared |
| Wavelength | 940 nm |
| Transmitted-signal shape | Pulsed |
| LED risk group | Exempt group (in acc. with EN 62471:2008) |

Electrical data

| | |
|--------------------|---|
| Protective circuit | Overvoltage protection Short circuit protected |
|--------------------|---|

Performance data

| | |
|---------------------------|------------------------|
| Supply voltage U_B | 24 V, DC, -20 ... 20 % |
| Current consumption, max. | 50 mA |
| Fuse | 2 A semi time-lag |

Inputs

| | |
|------------------------------------|------------|
| Number of digital switching inputs | 1 Piece(s) |
|------------------------------------|------------|

Switching inputs

| | |
|------------------------------|-------------------------|
| Type | Digital switching input |
| Switching voltage high, min. | 18 V |
| Switching voltage low, max. | 2.5 V |
| Switching voltage, typ. | 22.5 V |
| Voltage type | DC |

Connection

| | |
|-----------------------|------------|
| Number of connections | 1 Piece(s) |
|-----------------------|------------|

Connection 1

| | |
|--------------------|-------------------|
| Function | Machine interface |
| Type of connection | Connector |
| Thread size | M12 |
| Material | Metal |
| No. of pins | 5 -pin |

Cable properties

| | |
|--|----------------------|
| Permissible conductor cross section, typ. | 0.25 mm ² |
| Length of connection cable, max. | 100 m |
| Permissible cable resistance to load, max. | 200 Ω |

Mechanical data

| | |
|-----------------------|---|
| Dimension (W x H x L) | 29 mm x 2,766 mm x 35.4 mm |
| Housing material | Metal |
| Metal housing | Aluminum |
| Lens cover material | Plastic / PMMA |
| Material of end caps | Diecast zinc |
| Net weight | 2,850 g |
| Housing color | Yellow, RAL 1021 |
| Type of fastening | Groove mounting Mounting brackets Mounting on Device Column Swivel mount |

Operation and display

| | |
|-----------------|------------|
| Type of display | LED |
| Number of LEDs | 2 Piece(s) |

Environmental data

| | |
|------------------------------------|---------------|
| Ambient temperature, operation | -30 ... 55 °C |
| Ambient temperature, storage | -30 ... 70 °C |
| Relative humidity (non-condensing) | 0 ... 95 % |

Certifications

| | |
|----------------------|---|
| Degree of protection | IP 65 |
| Protection class | III |
| Certifications | c TÜV NRTL US c UL US S Mark TÜV Süd |
| Vibration resistance | 50 m/s ² |
| Shock resistance | 100 m/s ² |
| US patents | US 6,418,546 B |

Classification

| | |
|-----------------------|----------|
| Customs tariff number | 85365019 |
| ECLASS 5.1.4 | 27272704 |
| ECLASS 8.0 | 27272704 |
| ECLASS 9.0 | 27272704 |
| ECLASS 10.0 | 27272704 |
| ECLASS 11.0 | 27272704 |
| ECLASS 12.0 | 27272704 |
| ECLASS 13.0 | 27272704 |
| ECLASS 14.0 | 27272704 |
| ETIM 5.0 | EC002549 |
| ETIM 6.0 | EC002549 |
| ETIM 7.0 | EC002549 |
| ETIM 8.0 | EC002549 |
| ETIM 9.0 | EC002549 |

Dimensioned drawings

All dimensions in millimeters

Calculation of the effective protective field height $H_{PFE} = H_{PFN} + B + C$



H_{PFE} Effective protective field height = 2728 mm

H_{PFN} Nominal protective field height = 2700 mm

A Total height = 2766 mm

B 19 mm

C 9 mm

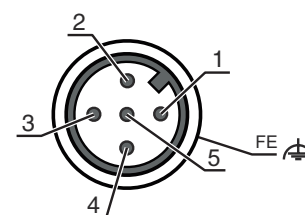
R Effective protective field height H_{PFE} goes beyond the dimensions of the optics area to the outer borders of the circles labeled with R.

Electrical connection

Connection 1

| | |
|--------------------|-------------------|
| Function | Machine interface |
| Type of connection | Connector |
| Thread size | M12 |
| Type | Male |
| Material | Metal |
| No. of pins | 5 -pin |
| Encoding | A-coded |
| Connector housing | FE/SHIELD |

| Pin | Pin assignment | Conductor color |
|-----|----------------|-----------------|
| 1 | VIN1 | Brown |
| 2 | n.c. | White |
| 3 | VIN2 | Blue |
| 4 | RNG | Black |
| 5 | FE/SHIELD | Gray |



Circuit diagrams

Transmission channel C1, reduced range



Transmission channel C1, standard range



Circuit diagrams

Transmission channel C2, reduced range



- 1 VIN1 = 0 V
- 3 VIN2 = +24 V
- 4 RNG = 0 V or open

Transmission channel C2, standard range



- 1 VIN1 = 0 V
- 3 VIN2 = +24 V
- 4 RNG = +24 V

Operation and display

| LED | Display | Meaning |
|-----|---|---|
| 1 | Off | Device switched off |
| | Red, continuous light | Device error |
| | Green, continuous light | Normal operation |
| 2 | Green, flashing, 10 s long after switching on | Reduced range selected by the wiring of pin 4 |
| | Off | Transmission channel C1 |
| | Green, continuous light | Transmission channel C2 |

Suitable receivers

| Part no. | Designation | Article | Description |
|----------|--------------------|-------------------------------|--|
| 68001327 | MLC510R30-2700 | Safety light curtain receiver | Function package: Basic Resolution: 30 mm Protective field height: 2,700 mm Response time: 24 ms Connection: Connector, M12, Metal, 5 -pin |
| 68002327 | MLC520R30-2700 | Safety light curtain receiver | Function package: Standard Resolution: 30 mm Protective field height: 2,700 mm Response time: 24 ms Connection: Connector, M12, Metal, 8 -pin |
| 68003327 | MLC530R30-2700 | Safety light curtain receiver | Function package: Extended Resolution: 30 mm Protective field height: 2,700 mm Response time: 24 ms Connection: Connector, M12, Metal, 8 -pin |
| 68009327 | MLC530R30-2700-SPG | Safety light curtain receiver | Function package: Smart Process Gating Resolution: 30 mm Protective field height: 2,700 mm Response time: 100 ms Connection: Connector, M12, Metal, 8 -pin |

Part number code

Part designation: **MLCxyy-za-hhhhei-ooo**

MLC Safety light curtain

| | |
|-------------|---|
| x | Series 3: MLC 300 5: MLC 500 |
| yy | Function classes 00: transmitter 01: transmitter (AIDA) 02: transmitter with test input 10: basic receiver - automatic restart 11: basic receiver - automatic restart (AIDA) 20: standard receiver - EDM/RES selectable 30: extended receiver - blanking/muting |
| z | Device type T: transmitter R: receiver |
| a | Resolution 14: 14 mm 20: 20 mm 30: 30 mm 40: 40 mm 90: 90 mm |
| hhhh | Protective field height 150 ... 3000: from 150 mm to 3000 mm |
| e | Host/Guest (optional) H: Host MG: Middle Guest G: Guest |

Part number code

MLC **Safety light curtain**

| | |
|-----|--|
| i | Interface (optional) /A: AS-i |
| ooo | Option /V: high Vibration-proof EX2: explosion protection (zones 2 + 22) SPG: Smart Process Gating |

Note

↪ A list with all available device types can be found on the Leuze website at www.leuze.com.

Notes

Observe intended use!

↪ The product may only be put into operation by competent persons.
↪ Only use the product in accordance with its intended use.

Accessories

Connection technology - Connection cables

| | Part no. | Designation | Article | Description |
|--|----------|--------------------|------------------|--|
| | 50133860 | KD S-M12-5A-P1-050 | Connection cable | Connection 1: Connector, M12, Axial, Female, A-coded, 5 -pin Connector, LED: No Connection 2: Open end Shielded: Yes Cable length: 5.000 mm Sheathing material: PUR |

Mounting technology - Swivel mounts



| | Part no. | Designation | Article | Description |
|--|----------|-------------|----------------------|---|
| | 429393 | BT-2HF | Mounting bracket set | Fastening, at system: Through-hole mounting Mounting bracket, at device: Clampable Type of mounting device: Turning, 360° Material: Metal, Plastic |

Alignment aids

| | Part no. | Designation | Article | Description |
|--|----------|-------------|---------------|---------------------------|
| | 520101 | AC-ALM-M | Alignment aid | Housing material: Plastic |

Accessories

Services

| | Part no. | Designation | Article | Description |
|--|----------|-------------|-------------------|--|
|  | S981050 | CS40-I-140 | Safety inspection | Details: Checking of a safety light barrier application in accordance with current standards and guidelines. Inclusion of the device and machine data in a database, production of a test log per application. Conditions: It must be possible to stop the machine, support provided by customer's employees and access to the machine for Leuze employees must be ensured. |
|  | S981046 | CS40-S-140 | Start-up support | Details: For safety devices including stopping time measurement and initial inspection. Conditions: Devices and connection cables are already mounted, price not including travel costs and, if applicable, accommodation expenses. |

Note



A list with all available accessories can be found on the Leuze website in the Download tab of the article detailed page.