

## Technical data sheet

### Polarized retro-reflective photoelectric sensor

Part no.: 50134281

PRK25C/4P-M8



For illustration purposes only

#### Contents

- Technical data
- Dimensioned drawings
- Electrical connection
- Diagrams
- Operation and display
- Reflectors & reflective tapes
- Part number code
- Notes
- Further information
- Accessories



## Technical data

### Basic data

|                     |                      |
|---------------------|----------------------|
| Series              | 25C                  |
| Operating principle | Reflection principle |

### Optical data

|                          |  |
|--------------------------|--|
| Operating range          | 0.05 ... 10 m (guaranteed operating range), With reflector TK(S) 100x100 |
| Operating range limit    | 0.05 ... 12 m (typical operating range), With reflector TK(S) 100x100    |
| Light source             | LED, Red   |
| Wavelength               | 640 nm   |
| Transmitted-signal shape | Pulsed   |
| LED group                | Exempt group (in acc. with EN 62471)                                     |

### Electrical data

|                    |                              |
|--------------------|------------------------------|
| Protective circuit | Polarity reversal protection |
|                    | Short circuit protected      |

### Performance data

|                      |  |
|----------------------|--|
| Supply voltage $U_B$ | 10 ... 30 V, DC, Incl. residual ripple |
| Residual ripple      | 0 ... 15 %, From $U_B$                 |
| Open-circuit current | 0 ... 20 mA                            |

### Outputs

|                                     |            |
|-------------------------------------|------------|
| Number of digital switching outputs | 2 Piece(s) |
|-------------------------------------|------------|

### Switching outputs

|                         |                          |
|-------------------------|--------------------------|
| Type                    | Digital switching output |
| Voltage type            | DC                       |
| Switching current, max. | 100 mA                   |
| Switching voltage       | high: $\geq(U_B - 2.5V)$ |
|                         | low: $\leq 2.5 V$        |

### Switching output 1

|                     |                     |
|---------------------|---------------------|
| Assignment          | Connection 1, pin 4 |
| Switching element   | Transistor, PNP     |
| Switching principle | Light switching     |

### Switching output 2

|                     |                     |
|---------------------|---------------------|
| Assignment          | Connection 1, pin 2 |
| Switching element   | Transistor, PNP     |
| Switching principle | Dark switching      |

### Time behavior

|                     |          |
|---------------------|----------|
| Switching frequency | 1,500 Hz |
| Response time       | 0.33 ms  |
| Readiness delay     | 300 ms   |

### Connection

|                       |            |
|-----------------------|------------|
| Number of connections | 1 Piece(s) |
|-----------------------|------------|

### Connection 1

|                    |                |
|--------------------|----------------|
| Function           | Signal OUT     |
|                    | Voltage supply |
| Type of connection | Connector      |
| Thread size        | M8             |
| Type               | Male           |
| Material           | PUR            |
| No. of pins        | 4 -pin         |

### Mechanical data

|  |                                      |
|--|--------------------------------------|
| Dimension (W x H x L)                          | 15 mm x 42.7 mm x 30 mm              |
| Housing material                               | Plastic                              |
| Plastic housing                                | ABS                                  |
| Lens cover material                            | Plastic                              |
| Net weight                                     | 22 g                                 |
| Housing color                                  | Red                                  |
| Type of fastening                              | Through-hole mounting with M4 thread |
|  | Via optional mounting device         |
| Recommended tightening torque for M3 fastening | 0.9 N·m                              |
| Recommended tightening torque for M4 fastening | 1.4 N·m                              |
| Compatibility of materials                     | ECOLAB                               |

### Operation and display

|                 |            |
|-----------------|------------|
| Type of display | LED        |
| Number of LEDs  | 2 Piece(s) |

### Environmental data

|                                |               |
|--------------------------------|---------------|
| Ambient temperature, operation | -40 ... 60 °C |
| Ambient temperature, storage   | -40 ... 70 °C |

### Certifications

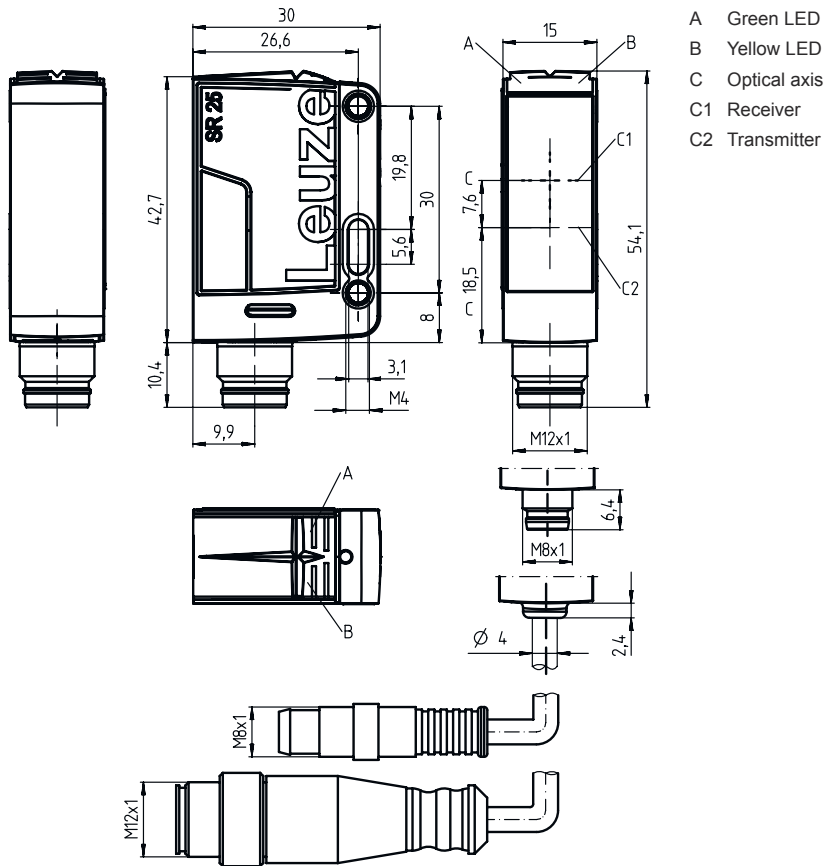
|                      |               |
|----------------------|---------------|
| Degree of protection | IP 67         |
|                      | IP 69K        |
| Protection class     | III           |
| Approvals            | c UL US       |
| Standards applied    | IEC 60947-5-2 |

### Classification

|                       |          |
|-----------------------|----------|
| Customs tariff number | 85365019 |
| ECLASS 5.1.4          | 27270902 |
| ECLASS 8.0            | 27270902 |
| ECLASS 9.0            | 27270902 |
| ECLASS 10.0           | 27270902 |
| ECLASS 11.0           | 27270902 |
| ECLASS 12.0           | 27270902 |
| ECLASS 13.0           | 27270902 |
| ECLASS 14.0           | 27270902 |
| ECLASS 15.0           | 27270902 |
| ECLASS 16.0           | 27270902 |
| ETIM 5.0              | EC002717 |
| ETIM 6.0              | EC002717 |
| ETIM 7.0              | EC002717 |
| ETIM 8.0              | EC002717 |
| ETIM 9.0              | EC002717 |
| ETIM 10.0             | EC002717 |
| UNSPSC 26.08          | 39121528 |

## Dimensioned drawings

All dimensions in millimeters



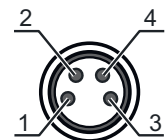
## Electrical connection

### Connection 1

|                           |                |
|---------------------------|----------------|
| <b>Function</b>           | Signal OUT     |
|                           | Voltage supply |
| <b>Type of connection</b> | Connector      |
| <b>Thread size</b>        | M8             |
| <b>Type</b>               | Male           |
| <b>Material</b>           | PUR            |
| <b>No. of pins</b>        | 4 -pin         |

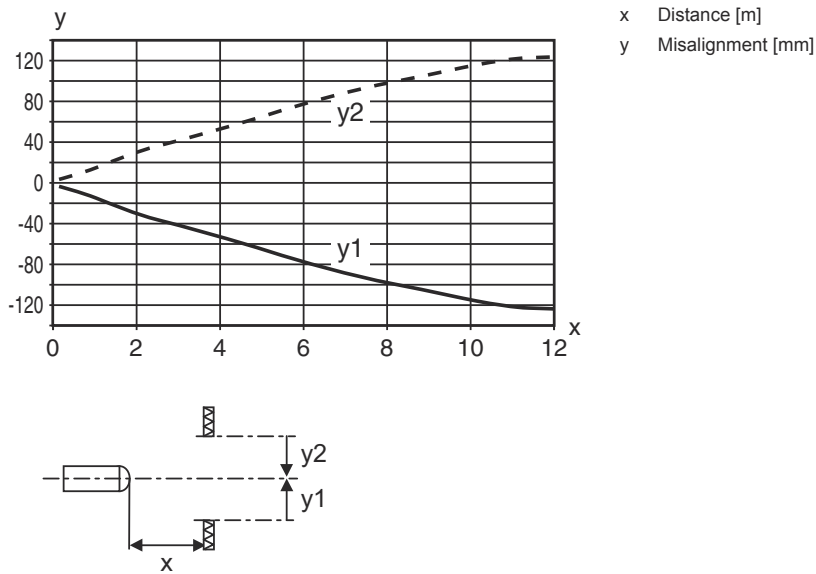
### Pin Pin assignment

|          |       |
|----------|-------|
| <b>1</b> | V+    |
| <b>2</b> | OUT 2 |
| <b>3</b> | GND   |
| <b>4</b> | OUT 1 |

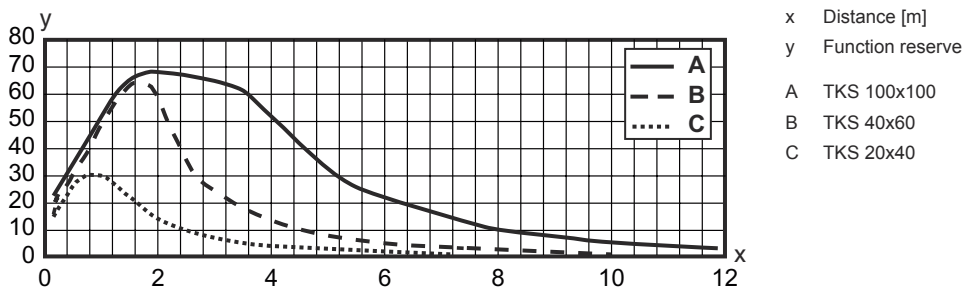


## Diagrams

### Typ. response behavior (TKS100x100)



### Typ. function reserve



## Operation and display

| LED | Display                  | Meaning                              |
|-----|--------------------------|--------------------------------------|
| 1   | Green, continuous light  | Operational readiness                |
| 2   | Yellow, continuous light | Light path free                      |
|     | Yellow, flashing         | Light path free, no function reserve |

## Reflectors & reflective tapes

| Part no. | Designation  | Operating range<br>Operating range limit | Description  |
|----------|--------------|--|--|
| 50117583 | MTKS 50x50.1 | 0.05 ... 6.5 m<br>0.05 ... 7.5 m         | Design: Rectangular<br>Triple reflector size: 1.2 mm<br>Reflective surface: 50 mm x 50 mm<br>Material: Plastic<br>Base material: Plastic<br>Chemical designation of the material: PMMA8N<br>Fastening: Through-hole mounting, Adhesive |



## Reflectors & reflective tapes

|   | Part no. | Designation     | Operating range<br>Operating range<br>limit | Description  |
|---|----------|-----------------|---|--|
|    | 50106119 | REF 4-A-100x100 | 0.12 ... 2.5 m<br>0.08 ... 3 m              | Design: Rectangular<br>Reflective surface: 100 mm x 100 mm<br>Material: Plastic<br>Chemical designation of the material: PMMA<br>Fastening: Self-adhesive  |
|     | 50110192 | REF 6-A-50x50   | 0.08 ... 4.5 m<br>0.05 ... 5.3 m            | Design: Rectangular<br>Triple reflector size: 0.3 mm<br>Reflective surface: 50 mm x 50 mm<br>Material: Plastic<br>Chemical designation of the material: PMMA<br>Fastening: Self-adhesive   |
|    | 50003192 | TK 100x100      | 0.05 ... 10 m<br>0.05 ... 12 m              | Design: Rectangular<br>Triple reflector size: 4 mm<br>Reflective surface: 96 mm x 96 mm<br>Material: Plastic<br>Base material: Plastic<br>Chemical designation of the material: PMMA8N<br>Fastening: Rear side can be glued            |
|   | 50022816 | TKS 100X100     | 0.05 ... 10 m<br>0.05 ... 12 m              | Design: Rectangular<br>Triple reflector size: 4 mm<br>Reflective surface: 96 mm x 96 mm<br>Material: Plastic<br>Base material: Plastic<br>Chemical designation of the material: PMMA8N<br>Fastening: Through-hole mounting, Adhesive   |
|  | 50081283 | TKS 20X40       | 0.05 ... 3 m<br>0.05 ... 3.5 m              | Design: Rectangular<br>Triple reflector size: 2.3 mm<br>Reflective surface: 16 mm x 38 mm<br>Material: Plastic<br>Base material: Plastic<br>Chemical designation of the material: PMMA8N<br>Fastening: Through-hole mounting, Adhesive |
|  | 50040820 | TKS 40X60       | 0.05 ... 5 m<br>0.05 ... 6 m                | Design: Rectangular<br>Triple reflector size: 4 mm<br>Reflective surface: 37 mm x 56 mm<br>Material: Plastic<br>Base material: Plastic<br>Chemical designation of the material: PMMA8N<br>Fastening: Through-hole mounting, Adhesive   |

## Part number code

Part designation: AAA25C d EE-f.GGH/IJ-K

|               |  |
|---------------|--|
| <b>AAA25C</b> | <b>Operating principle / construction</b><br>HT25C: Diffuse reflection sensor with background suppression<br>PRK25C: Retro-reflective photoelectric sensor with polarization filter<br>LS25C: Throughbeam photoelectric sensor transmitter<br>LE25C: Throughbeam photoelectric sensor receiver<br>DRT25C: Dynamic reference diffuse sensor |
| <b>d</b>      | <b>Light type</b><br>n/a: red light<br>l: infrared light   |
| <b>EE</b>     | <b>Light source</b><br>n/a: LED<br>PP: Power PinPoint® LED<br>L1: laser class 1<br>L2: laser class 2   |

## Part number code

|           |   |
|-----------|---|
| <b>f</b>  | <b>Preset range (optional)</b><br>n/a: operating range acc. to data sheet<br>xxxF: Preset range [mm]  |
| <b>GG</b> | <b>Equipment</b><br>A: Autocollimation principle (single lens)<br>S: small light spot<br>D: Detection of stretch-wrapped objects<br>X: extended model<br>HF: Suppression of HF illumination (LED)<br>XL: Extra long light spot<br>T: autocollimation principle (single lens) for highly transparent bottles without tracking<br>TT: autocollimation principle (single lens) for highly transparent bottles with tracking<br>F: Foreground suppression<br>R: greater operating range<br>SL: Slit diaphragm   |
| <b>H</b>  | <b>Operating range adjustment</b><br>1: 270° potentiometer<br>2: multiturn potentiometer<br>3: teach-in via button<br>R: greater operating range  |
| <b>i</b>  | <b>Switching output/function OUT 1/IN: Pin 4 or black conductor</b><br>2: NPN transistor output, light switching<br>N: NPN transistor output, dark switching<br>4: PNP transistor output, light switching<br>P: PNP transistor output, dark switching<br>X: pin not used<br>8: activation input (activation with high signal)<br>L: IO-Link interface (SIO mode: PNP light switching, NPN dark switching)<br>6: push-pull switching output, PNP light switching, NPN dark switching<br>G: Push-pull switching output, PNP dark switching, NPN light switching |
| <b>J</b>  | <b>Switching output / function OUT 2/IN: pin 2 or white conductor</b><br>2: NPN transistor output, light switching<br>N: NPN transistor output, dark switching<br>4: PNP transistor output, light switching<br>P: PNP transistor output, dark switching<br>W: warning output<br>X: pin not used<br>6: push-pull switching output, PNP light switching, NPN dark switching<br>T: teach-in via cable<br>G: Push-pull switching output, PNP dark switching, NPN light switching<br>8: activation input (activation with high signal)                             |
| <b>K</b>  | <b>Electrical connection</b><br>n/a: cable, standard length 2000 mm, 4-wire<br>200-M12: cable, length 200 mm with M12 connector, 4-pin, axial (plug)<br>M8: M8 connector, 4-pin (plug)<br>M12: M12 connector, 4-pin (plug)<br>200-M8: cable, length 200 mm with M8 connector, 4-pin, axial (plug)<br>M8.1: Snap-in, M8 connector, 4-pin (plug)  |

### Note



A list with all available device types can be found on the Leuze website at [www.leuze.com](http://www.leuze.com).

## Notes



### Observe intended use!



- ⌘ This product is not a safety sensor and is not intended as personnel protection.
- ⌘ The product may only be put into operation by competent persons.
- ⌘ Only use the product in accordance with its intended use.

## Further information

- Light source: Average life expectancy 100,000 h at an ambient temperature of 25 °C
- Sum of the output currents for both outputs 100 mA
- Use in safety-relevant applications in accordance with EN ISO 13849-1:2015, e.g. muting, protective field switchover of safety laser scanners

## Accessories



### Connection technology - Connection cables

|   | Part no. | Designation       | Article          | Description   |
|---|----------|-------------------|------------------|---|
|  | 50130850 | KD U-M8-4A-V1-050 | Connection cable | Application: Chemical resistant<br>Connection 1: Connector, M8, Axial, Female, 4 -pin<br>Connector, LED: No<br>Connection 2: Open end<br>Shielded: No<br>Cable length: 5,000 mm<br>Sheathing material: PVC  |
|  | 50130871 | KD U-M8-4W-V1-050 | Connection cable | Application: Chemical resistant<br>Connection 1: Connector, M8, Angled, Female, 4 -pin<br>Connector, LED: No<br>Connection 2: Open end<br>Shielded: No<br>Cable length: 5,000 mm<br>Sheathing material: PVC |

### Mounting technology - Mounting brackets

|   | Part no. | Designation | Article          | Description   |
|---|----------|-------------|------------------|---|
|  | 50118543 | BT 300M.5   | Mounting bracket | Design of mounting device: Angle, L-shape<br>Fastening, at system: Through-hole mounting<br>Mounting bracket, at device: Screw type, Suited for M4 screws<br>Type of mounting device: Adjustable<br>Material: Stainless steel |

### Mounting technology - Rod mounts

|   | Part no. | Designation  | Article         | Description   |
|---|----------|--------------|-----------------|---|
|  | 50117829 | BTP 200M-D12 | Mounting system | Design of mounting device: Protection hood<br>Fastening, at system: For 12 mm rod<br>Mounting bracket, at device: Screw type<br>Type of mounting device: Clampable, Adjustable, Turning, 360°<br>Material: Metal  |
|  | 50117252 | BTU 300M-D12 | Mounting system | Contains: 2x M4 x 25 screw, 2x M4 x 20 screw, 4x position washers<br>Design of mounting device: Mounting system<br>Fastening, at system: For 12 mm rod, Sheet-metal mounting<br>Mounting bracket, at device: Screw type, Suited for M4 screws<br>Type of mounting device: Clampable, Adjustable, Turning, 360°<br>Material: Metal |

## Accessories

### Note



🔗 A list with all available accessories can be found on the Leuze website in the Download tab of the article detailed page.