

Technical data sheet Light curtain receiver

Part no.: 50131737

CML730i-R05-400.R/PN-M12



For illustration purposes only

Contents

- Technical data
- Dimensioned drawings
- Electrical connection
- Operation and display
- Suitable transmitters
- Part number code
- Notes
- Accessories



Technical data

Basic data

| | |
|---------------------|--|
| Series | 730 |
| Operating principle | Throughbeam principle |
| Device type | Receiver |
| Contains | Accessories for the use of the BT-2R1 |
| Application | Detection of transparent objects Object measurement |

Special version

| | |
|-----------------|---|
| Special version | Crossed-beam scanning Diagonal-beam scanning Parallel-beam scanning |
|-----------------|---|

Optical data

| | |
|------------------------------------|----------------------------|
| Operating range | 0.1 ... 4.5 m |
| Operating range | Guaranteed operating range |
| Operating range, transparent media | 0.1 ... 1.75 m |
| Operating range limit | 0.1 ... 6 m |
| Operating range limit | Typical operating range |
| Measurement field length | 400 mm |
| Number of beams | 80 Piece(s) |
| Beam spacing | 5 mm |

Measurement data

| | |
|-------------------------|-------|
| Minimum object diameter | 10 mm |
|-------------------------|-------|

Electrical data

| | |
|--------------------|---|
| Protective circuit | Polarity reversal protection Short circuit protected Transient protection |
|--------------------|---|

Performance data

| | |
|----------------------|--|
| Supply voltage U_B | 18 ... 30 V, DC |
| Residual ripple | 0 ... 15 %, From U_B |
| Open-circuit current | 0 ... 165 mA, The specified values refer to the entire package consisting of transmitter and receiver. |

Inputs/outputs selectable

| | |
|-------------------------------------|------------------------------------|
| Output current, max. | 100 mA |
| Input resistance | 6,000 Ω |
| Number of inputs/outputs selectable | 2 Piece(s) |
| Type | Inputs/outputs selectable |
| Voltage type, outputs | DC |
| Switching voltage, outputs | Typ. U_B / 0 V |
| Voltage type, inputs | DC |
| Switching voltage, inputs | high: $\geq 6V$ low: $\leq 4 V$ |

Input/output 1

| | |
|--------------------------|------|
| Activation/disable delay | 1 ms |
|--------------------------|------|

Time behavior

| | |
|------------------------|------------|
| Readiness delay | 1,500 ms |
| Cycle time | 1 ms |
| Response time per beam | 10 μs |

Interface

| | |
|------|----------|
| Type | PROFINET |
|------|----------|

PROFINET

| | |
|----------------------|-------------------------|
| Function | Process |
| Conformance class | B |
| Protocol | PROFINET RT |
| Switch functionality | Integrated |
| Transmission speed | 10 Mbit/s 100 Mbit/s |

Service interface

| | |
|----------|---------------------------------------|
| Type | IO-Link |
| IO-Link | |
| Function | Configuration via software Service |

Connection

| | |
|-----------------------|------------|
| Number of connections | 3 Piece(s) |
| Plug outlet | Rear side |

Connection 1

| | |
|--------------------|---|
| Function | Configuration interface Connection to transmitter Signal IN Signal OUT Voltage supply |
| Type of connection | Connector |
| Thread size | M12 |
| Type | Male |
| Material | Metal |
| No. of pins | 8 -pin |
| Encoding | A-coded |

Connection 2

| | |
|--------------------|-----------|
| Function | BUS IN |
| Type of connection | Connector |
| Thread size | M12 |
| Type | Female |
| Material | Metal |
| No. of pins | 4 -pin |
| Encoding | D-coded |

Connection 3

| | |
|--------------------|-----------|
| Function | BUS OUT |
| Type of connection | Connector |
| Thread size | M12 |
| Type | Female |
| Material | Metal |
| No. of pins | 4 -pin |
| Encoding | D-coded |

Mechanical data

| | |
|-----------------------|---|
| Design | Cubic |
| Dimension (W x H x L) | 29 mm x 35.4 mm x 423 mm |
| Housing material | Metal |
| Metal housing | Aluminum |
| Lens cover material | Plastic |
| Net weight | 700 g |
| Housing color | Silver |
| Type of fastening | Groove mounting Via optional mounting device |

Technical data

Operation and display

| | |
|-----------------------|-------------------|
| Type of display | LED |
| | OLED display |
| Number of LEDs | 4 Piece(s) |
| Type of configuration | Software |
| | Teach-in |
| Operational controls | Membrane keyboard |

Environmental data

| | |
|--------------------------------|---------------|
| Ambient temperature, operation | -30 ... 60 °C |
| Ambient temperature, storage | -40 ... 70 °C |

Certifications

| | |
|----------------------|---------------|
| Degree of protection | IP 65 |
| Protection class | III |
| Approvals | c UL US |
| Standards applied | IEC 60947-5-2 |

Classification

| | |
|-----------------------|----------|
| Customs tariff number | 90314990 |
| ECLASS 5.1.4 | 27270910 |
| ECLASS 8.0 | 27270910 |
| ECLASS 9.0 | 27270910 |
| ECLASS 10.0 | 27270910 |
| ECLASS 11.0 | 27270910 |
| ECLASS 12.0 | 27270910 |
| ECLASS 13.0 | 27270910 |
| ECLASS 14.0 | 27270910 |
| ECLASS 15.0 | 27270910 |
| ETIM 5.0 | EC002549 |
| ETIM 6.0 | EC002549 |
| ETIM 7.0 | EC002549 |
| ETIM 8.0 | EC002549 |
| ETIM 9.0 | EC002549 |
| ETIM 10.0 | EC002549 |

Dimensioned drawings

All dimensions in millimeters



- | | | | |
|---|---------------------------------|---|-----------------------|
| A | Beam spacing 5 mm | L | Profile length 408 mm |
| B | Measurement field length 400 mm | T | Transmitter |
| F | M6 thread | R | Receiver |
| G | Fastening groove | Y | 2.5 mm |

Dimensioned drawings



Electrical connection

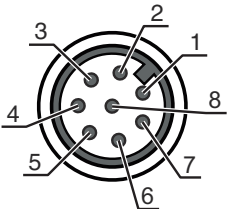
Connection 1

X1

| | |
|--------------------|---------------------------|
| Function | Configuration interface |
| | Connection to transmitter |
| | Signal IN |
| | Signal OUT |
| | Voltage supply |
| Type of connection | Connector |
| Thread size | M12 |
| Type | Male |
| Material | Metal |
| No. of pins | 8 -pin |
| Encoding | A-coded |

Pin Pin assignment

| | |
|---|------------|
| 1 | V+ |
| 2 | I/O 1 |
| 3 | GND |
| 4 | IO-Link |
| 5 | I/O 2 |
| 6 | RS 485 Tx+ |
| 7 | RS 485 Tx+ |
| 8 | FE/SHIELD |



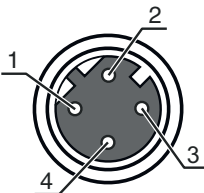
Connection 2

X2A

| | |
|--------------------|-----------|
| Function | BUS IN |
| Type of connection | Connector |
| Thread size | M12 |
| Type | Female |
| Material | Metal |
| No. of pins | 4 -pin |
| Encoding | D-coded |

Pin Pin assignment

| | |
|---|------|
| 1 | TD0+ |
| 2 | RD0+ |
| 3 | TD0- |
| 4 | RD0- |



Electrical connection

| Connection 3 | X2B |
|--------------------|-----------|
| Function | BUS OUT |
| Type of connection | Connector |
| Thread size | M12 |
| Type | Female |
| Material | Metal |
| No. of pins | 4 -pin |
| Encoding | D-coded |


| Pin | Pin assignment |
|-----|----------------|
| 1 | TD0+ |
| 2 | RD0+ |
| 3 | TD0- |
| 4 | RD0- |



Operation and display

| LED | Display | Meaning |
|-----|---|--|
| 1 | Green, continuous light | Operational readiness |
| | Green, flashing | Teach / error |
| 2 | Yellow, continuous light | Light path free, with function reserve |
| | Yellow, flashing | No function reserve |
| | Off | Object detected |
| 3 | Green, continuous light (at the X2A / X2B connector) | Link |
| 4 | Yellow, continuous light (at the X2A / X2B connector) | Activity |

Suitable transmitters

| | Part no. | Designation | Article | Description |
|---|----------|-----------------------|---------------------------|---|
|  | 50118916 | CML730i-T05-400.R-M12 | Light curtain transmitter | Operating range: 0.1 ... 4 m Connection: Connector, M12, Rear side, 5 -pin |

Part number code

Part designation: CML7XXi-YYZ-AAAA.BCCDDDD-EEEEFF

| | |
|------|--|
| CML | Operating principle Measuring light curtain |
| 7XXi | Series 720i: 720i series 730i: 730i series |
| Y | Device type T: transmitter R: receiver |
| ZZ | Beam spacing 05: 5 mm 10: 10 mm 20: 20 mm 40: 40 mm |
| AAAA | Measurement field length [mm], dependent on beam spacing |
| B | Equipment A: Axial connector outlet R: Rear connector outlet |

Part number code

| | |
|-----|--|
| CCC | Interface L: IO-Link /CN: CANopen /PB: PROFIBUS /PN: PROFINET /CV: Analog current and voltage output /D3: RS 485 Modbus |
| DDD | Special equipment -PS: Power Setting |
| EEE | Electrical connection M12: M12 connector |
| FFF | -EX: Explosion protection |

Note



A list with all available device types can be found on the Leuze website at www.leuze.com.

Notes



Observe intended use!



- This product is not a safety sensor and is not intended as personnel protection.
- The product may only be put into operation by competent persons.
- Only use the product in accordance with its intended use.

For UL applications:



- For UL applications, use is only permitted in Class 2 circuits in accordance with the NEC (National Electric Code).
- These proximity switches shall be used with UL Listed Cable assemblies rated 30V, 0.5A min, in the field installation, or equivalent (categories: CYJV/ CYJV7 or PVVA/PVVA7)

Accessories

Connection technology - Connection cables

| | Part no. | Designation | Article | Description |
|--|----------|---------------------|------------------|--|
| | 50132079 | KD U-M12-5A-V1-050 | Connection cable | Connection 1: Connector, M12, Axial, Female, A-coded, 5 -pin Connector, LED: No Connection 2: Open end Shielded: No Cable length: 5.000 mm Sheathing material: PVC |
| | 50135074 | KS ET-M12-4A-P7-050 | Connection cable | Suitable for interface: Ethernet Connection 1: Connector, M12, Axial, Male, D-coded, 4 -pin Connector, LED: No Connection 2: Open end Shielded: Yes Cable length: 5.000 mm Sheathing material: PUR |

Accessories

Connection technology - Interconnection cables

| | Part no. | Designation | Article | Description |
|--|----------|-----------------------------|-----------------------|--|
|  | 50135081 | KSS ET-M12-4A-RJ45-A-P7-050 | Interconnection cable | Suitable for interface: Ethernet Connection 1: Connector, M12, Axial, Male, D-coded, 4 -pin Connection 2: RJ45 Shielded: Yes Cable length: 5,000 mm Sheathing material: PUR |

Connection technology - Y distribution cables

| | Part no. | Designation | Article | Description |
|--|----------|-------------------------|-----------------------|--|
|  | 50118183 | K-Y1 M12A-5m-M12A-S-PUR | Interconnection cable | Connection 1: Connector, M12, Axial, Female, A-coded, 5 -pin Connection 2: Connector, M12, Axial, Male, A-coded, 5 -pin Connection 3: Connector, M12, Axial, Female, A-coded, 8 -pin Shielded: Yes Cable length fork 1: 5,000 mm Cable length fork 2: 150 mm Sheathing material: PUR |

Mounting technology - Mounting brackets

| | Part no. | Designation | Article | Description |
|--|----------|----------------|---------------------|---|
|  | 50142900 | BT 700M.5-2SET | Mounting device set | Design of mounting device: Bracket mounting Fastening, at system: Through-hole mounting, T slotted hole Mounting bracket, at device: Screw type, Sliding block Type of mounting device: Rigid Material: Steel |

Mounting technology - Swivel mounts

| | Part no. | Designation | Article | Description |
|--|----------|-------------|----------------------|---|
|  | 429029 | BT-2RG | Mounting bracket set | Fastening, at system: Through-hole mounting Mounting bracket, at device: Clampable Type of mounting device: Turning, 360° Material: Metal, Plastic |

Configuration devices

| | Part no. | Designation | Article | Description |
|--|----------|---------------------------|-----------------|--|
|  | 50121098 | SET MD12-US2-IL1.1 + Zub. | Diagnostics set | Interface: USB Connections: 2 Piece(s) Degree of protection: IP 20 |

Accessories

Services

| | Part no. | Designation | Article | Description |
|--|----------|-------------|------------------|--|
|  | S981001 | CS10-S-110 | Start-up support | Details: Performed at location of customer's choosing, duration: max. 10 hours. Conditions: Devices and connection cables are already mounted, price not including travel costs and, if applicable, accommodation expenses. |
|  | S981005 | CS10-T-110 | Product training | Details: Location and content to be agreed upon, duration: max. 10 hours. Conditions: Price not including travel costs and, if applicable, accommodation expenses. |

| Note | |
|--|---|
|  | A list with all available accessories can be found on the Leuze website in the Download tab of the article detailed page. |