

## Technical data sheet Magnetically coded sensor

Part no.: 63001075

MC336-S2M8-AL2

### Contents

- Technical data
- Dimensioned drawings
- Electrical connection
- Circuit diagrams
- Operation and display
- Notes



For illustration purposes only



## Technical data

### Basic data

Series	MC336
--------	-------

### Functions

Functions	Integration in control circuits up to category 4 in accordance with EN ISO 13849-1 Safety system in combination with an evaluation unit such as the MSI-SR-LC21 safety relay or the MSI 400 safety controller.
-----------	---

### Characteristic parameters

Mission time $T_M$	20 years, EN ISO 13849-1
Category	Up to 4, depending on evaluation, 1 sensor connected, EN ISO 13849-1
$B10_a$	20,000,000 number of cycles

### Electrical data

Protective circuit	Current limitation Short circuit protected, Via e.g. MSI-MC311, MSI 400
Contact allocation	2NO
Contact type	Reed contacts (magnetically sensitive)
Requirement on the voltage supply when used acc. to cULus (UL 508)	Class 2 Circuits

### Outputs

Max. switching voltage	27 V AC/DC
Switching current, max.	100 mA

### Time behavior

Response time	3 ms
---------------	------

### Connection

Number of connections	1 Piece(s)
-----------------------	------------

### Connection 1

Function	Contact connection
Type of connection	Connector
Thread size	M8
Material	Metal
No. of pins	4 -pin

### Mechanical data

Design	Cubic
Dimension (W x H x L)	26.2 mm x 13 mm x 36 mm
Housing material	Plastic
Plastic housing	Glass fiber reinforced (PPS), self-extinguishing
Net weight	82 g
Housing color	Red
Type of fastening	Through-hole mounting
Installation position	Arbitrary, provided housing markings are aligned
Switch type	Type 4 interlock device, contactless actuation, EN ISO 14119
Approach actuation directions	3-dimensional
Mechanical life time	10,000,000 actuation cycles
External actuator	Magnetically coded
Cut-out point (OFF), min.	17 mm
Assured cut-out distance ( $S_{ar}$ ), min.	20 mm
Assured cut-in distance ( $S_{ao}$ ), max.	7 mm
Switching tolerance (without ferromagnetic materials in immediate vicinity)	-1 ... 1 mm
Distance to other magnetic sensors, min.	50 mm
Approach speed, min.	0.05 m/s

### Operation and display

Type of display	LED
Number of LEDs	1 Piece(s)

### Environmental data

Ambient temperature, operation	-20 ... 80 °C
Degree of contamination, external	3, EN 60947-1

### Certifications

Degree of protection	IP 67
Certifications	c UL US TÜV Süd (with suitable safety relay)
Test procedure for EMC in accordance with standard	EN 60947-5-3 EN 61000-6-2 EN 61000-6-3
Test procedure for oscillation in accordance with standard	EN 60947-5-3
Test procedure for shock in accordance with standard	EN 60947-5-3

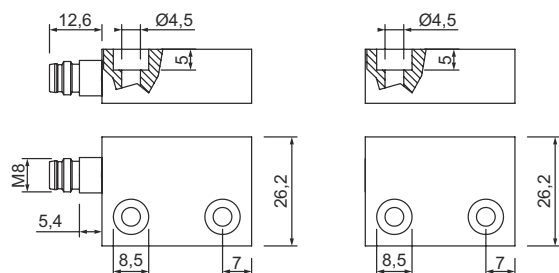
### Classification

Customs tariff number	90328900
ECLASS 5.1.4	27272402
ECLASS 8.0	27272402
ECLASS 9.0	27272402
ECLASS 10.0	27272402
ECLASS 11.0	27272402
ECLASS 12.0	27274401
ECLASS 13.0	27274401
ECLASS 14.0	27274401
ETIM 5.0	EC002544
ETIM 6.0	EC002544
ETIM 7.0	EC002544
ETIM 8.0	EC002544
ETIM 9.0	EC002544

# Dimensioned drawings

All dimensions in millimeters

## Dimensions of sensor and actuator

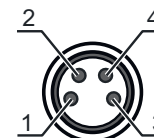


## Electrical connection

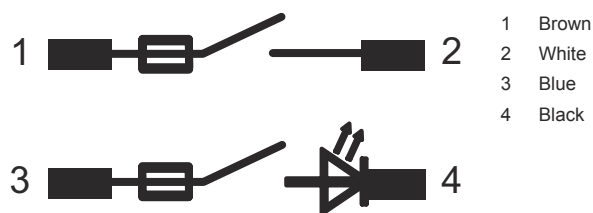
### Connection 1

Function	Contact connection
Type of connection	Connector
Thread size	M8
Type	Male
Material	Metal
No. of pins	4 -pin
Assignment	Representation of contacts without activation by actuator

Pin	Pin assignment	Conductor color
1	NO(1)	Brown
2	NO(1)	White
3	NO(2)	Blue
4	NO(2)	Black



## Circuit diagrams



## Operation and display

LED	Display	Meaning
1	Off	Safety outputs off
	Yellow, continuous light	Safety outputs active

## Notes



### Observe intended use!



- ⌘ The product may only be put into operation by competent persons.
- ⌘ Only use the product in accordance with its intended use.

### ATTENTION!



- ⌘ The sensor has no internal error detection and cannot assume a safe state in the case of failure.
- ⌘ To use the sensor in accordance with DIN EN 60947-5-3, a suitable evaluation unit must be connected.
- ⌘ In combination with a suitable evaluation unit, the sensor can be integrated in the control technology of safety systems up to Cat. 4 / PL e in accordance with EN ISO 13849-1 and SIL CL3 in accordance with IEC 62061.