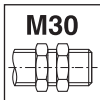
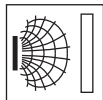


ISS 130 MM/...

Inductive switches



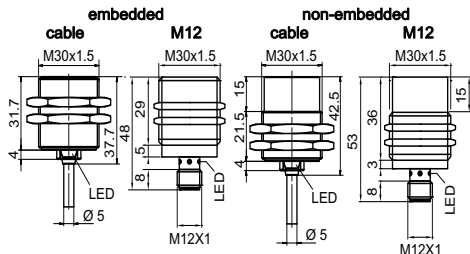
10mm embedded
16mm embedded
15mm non-embedded
25mm non-embedded



Detailed data sheets:
www.leuze.com



Dimensioned drawing



Electrical connection

cable, 3-wire

10-30V DC +	BR/BN
GND	BL/BU
OUT	SW/BK

M12 connector, 4-pole

...NO... (normally open)

10-30V DC +	1	BR/BN
not connected	2	
GND	3	BL/BU
OUT	4	SW/BK

...NC... (normally closed)

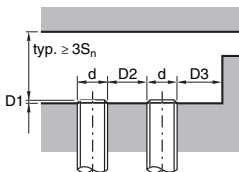
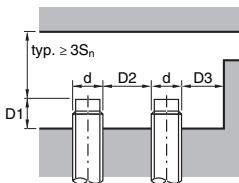
10-30V DC +	1	BR/BN
OUT	2	WS/WH
GND	3	BL/BU
not connected	4	

Specifications

Operating voltage U_B	10 ... 30VDC
Output current I_L	≤ 200mA
Switching output/function	see Sensor Types
Switching frequency f	see Sensor Types
Yellow LED (visible from 360°)	switching state
Standard target material	Fe360

Operate in accordance with intended use!

- ⚠ This product is not a safety sensor and is not intended as personnel protection.
- ⚠ The product may only be put into operation by competent persons.
- ⚠ Only use the product in accordance with the intended use.

ISS 130 MM/...
Inductive switches
Mounting
Embedded Mounting

Non-Embedded Mounting


Tightening torque of the fastening nuts < 40 Nm !

Sensor Types

Type	Part No.	RANGE/MOUNTING			ELECTRICAL CONNECTION			OUTPUT				MOUNTING CLEARANCES			Standard Target Size [mm ²]
		Sensing Range S _n [mm]	Embedded	Non-Embedded	Cable 2m	M8, 3-pole	M12, 4-pole	PNP	NPN	Make-Contact (NO)	Break-Contact (NC)	Switching Frequency f [Hz]	D1 [mm]	D2 [mm]	
ISS 130MM/2NO-10E	50136050	10	•		•			•	•		300	0	30	30	30 x 30
ISS 130MM/4NO-10E	50136051	10	•		•			•	•		300	0	30	30	30 x 30
ISS 130MM/2NO-10E-M12	50136052	10	•			•		•	•		300	0	30	30	30 x 30
ISS 130MM/4NO-10E-M12	50136053	10	•			•		•	•		300	0	30	30	30 x 30
ISS 130MM/2NO-16E	50136062	16	•		•			•	•		300	3.5	30	30	48 x 48
ISS 130MM/4NO-16E	50136063	16	•		•			•	•		300	3.5	30	30	48 x 48
ISS 130MM/2NO-16E-M12	50136068	16	•			•		•	•		300	3.5	30	30	48 x 48
ISS 130MM/4NO-16E-M12	50136069	16	•			•		•	•		300	3.5	30	30	48 x 48
ISS 130MM/2NO-15N	50136042	15		•				•	•		300	22	60	30	45 x 45
ISS 130MM/4NO-15N	50136043	15		•				•	•		300	22	60	30	45 x 45
ISS 130MM/2NO-15N-M12	50136046	15		•				•	•		300	22	60	30	45 x 45
ISS 130MM/4NO-15N-M12	50136047	15		•				•	•		300	22	60	30	45 x 45
ISS 130MM/2NO-25N	50136044	25		•				•	•		300	40	60	30	75 x 75
ISS 130MM/4NO-25N	50136045	25		•				•	•		300	40	60	30	75 x 75
ISS 130MM/2NO-25N-M12	50136048	25		•				•	•		300	40	60	30	75 x 75
ISS 130MM/4NO-25N-M12	50136049	25		•				•	•		300	40	60	30	75 x 75