

Technical data sheet Light curtain receiver

Part no.: 50118814

CML730i-R40-1570.A/L-M12



For illustration purposes only

Contents

- Technical data
- Dimensioned drawings
- Electrical connection
- Operation and display
- Suitable transmitters
- Part number code
- Notes
- Accessories



Technical data

Basic data

| | |
|---------------------|--|
| Series | 730 |
| Operating principle | Throughbeam principle |
| Device type | Receiver |
| Contains | 2x BT-NC sliding block |
| Application | Detection of transparent objects Object measurement |

Special version

| | |
|-----------------|---|
| Special version | Crossed-beam scanning Diagonal-beam scanning Parallel-beam scanning |
|-----------------|---|

Optical data

| | |
|--------------------------|-------------|
| Measurement field length | 1,570 mm |
| Number of beams | 39 Piece(s) |
| Beam spacing | 40 mm |

Measurement data

| | |
|-------------------------|-------|
| Minimum object diameter | 50 mm |
|-------------------------|-------|

Electrical data

| | |
|--------------------|---|
| Protective circuit | Polarity reversal protection Short circuit protected Transient protection |
|--------------------|---|

Performance data

| | |
|----------------------|--|
| Supply voltage U_B | 18 ... 30 V, DC |
| Residual ripple | 0 ... 15 %, From U_B |
| Open-circuit current | 0 ... 350 mA, The specified values refer to the entire package consisting of transmitter and receiver. |

Inputs/outputs selectable

| | |
|-------------------------------------|-------------------------------------|
| Output current, max. | 100 mA |
| Input resistance | 6,000 Ω |
| Number of inputs/outputs selectable | 4 Piece(s) |
| Type | Inputs/outputs selectable |
| Voltage type, outputs | DC |
| Switching voltage, outputs | Typ. $U_B / 0$ V |
| Voltage type, inputs | DC |
| Switching voltage, inputs | high: ≥ 6 V low: ≤ 4 V |

Input/output 1

| | |
|--------------------------|------------|
| Activation/disable delay | 0 ... 1 ms |
|--------------------------|------------|

Time behavior

| | |
|------------------------|------------|
| Readiness delay | 450 ms |
| Cycle time | 1 ms |
| Response time per beam | 10 μ s |

Interface

| | |
|-----------------|----------------|
| Type | IO-Link |
| IO-Link | |
| COM mode | COM2 |
| Min. cycle time | COM2 = 2.3 ms |
| Specification | V1.0.1 V1.1 |

Service interface

| | |
|----------|---------------------------------------|
| Type | IO-Link |
| IO-Link | |
| Function | Configuration via software Service |

Connection

| | |
|-----------------------|------------|
| Number of connections | 2 Piece(s) |
| Plug outlet | Axial |

Connection 1

| | |
|--------------------|--|
| Function | Configuration interface Signal IN Signal OUT Voltage supply |
| Type of connection | Connector |
| Thread size | M12 |
| Type | Male |
| Material | Metal |
| No. of pins | 8 -pin |
| Encoding | A-coded |

Connection 2

| | |
|--------------------|---------------------------|
| Function | Connection to transmitter |
| Type of connection | Connector |
| Thread size | M12 |
| Type | Female |
| Material | Metal |
| No. of pins | 5 -pin |
| Encoding | A-coded |

Mechanical data

| | |
|-----------------------|---|
| Design | Cubic |
| Dimension (W x H x L) | 29 mm x 35.4 mm x 1,675 mm |
| Housing material | Metal |
| Metal housing | Aluminum |
| Lens cover material | Plastic |
| Net weight | 1,750 g |
| Housing color | Silver |
| Type of fastening | Groove mounting Via optional mounting device |

Operation and display

| | |
|-----------------------|----------------------|
| Type of display | LED OLED display |
| Number of LEDs | 2 Piece(s) |
| Type of configuration | Software Teach-in |
| Operational controls | Membrane keyboard |

Environmental data

| | |
|--------------------------------|---------------|
| Ambient temperature, operation | -30 ... 60 °C |
| Ambient temperature, storage | -40 ... 70 °C |

Certifications

| | |
|----------------------|---------------|
| Degree of protection | IP 65 |
| Protection class | III |
| Approvals | c UL US |
| Standards applied | IEC 60947-5-2 |

Technical data

| | |
|-----------------------|----------|
| Customs tariff number | 90314990 |
| ECLASS 5.1.4 | 27270910 |
| ECLASS 8.0 | 27270910 |
| ECLASS 9.0 | 27270910 |
| ECLASS 10.0 | 27270910 |
| ECLASS 11.0 | 27270910 |
| ECLASS 12.0 | 27270910 |
| ECLASS 13.0 | 27270910 |
| ECLASS 14.0 | 27270910 |
| ECLASS 15.0 | 27270910 |
| ECLASS 16.0 | 27270910 |
| ETIM 5.0 | EC002549 |
| ETIM 6.0 | EC002549 |
| ETIM 7.0 | EC002549 |
| ETIM 8.0 | EC002549 |
| ETIM 9.0 | EC002549 |
| ETIM 10.0 | EC002549 |
| UNSPSC 26.08 | 39121528 |

Dimensioned drawings

All dimensions in millimeters



- | | | | |
|---|----------------------------------|---|------------------------|
| A | Beam spacing 40 mm | L | Profile length 1608 mm |
| B | Measurement field length 1570 mm | T | Transmitter |
| F | M6 thread | R | Receiver |
| G | Fastening groove | Y | 5 mm |

Dimensioned drawings



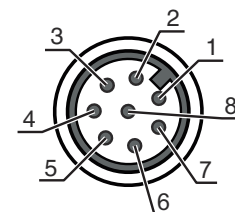
Electrical connection

Connection 1

| | |
|--------------------|-------------------------|
| Function | Configuration interface |
| | Signal IN |
| | Signal OUT |
| | Voltage supply |
| Type of connection | Connector |
| Thread size | M12 |
| Type | Male |
| Material | Metal |
| No. of pins | 8 -pin |
| Encoding | A-coded |

| Pin | Pin assignment |
|-----|----------------|
|-----|----------------|

| | |
|---|---------|
| 1 | V+ |
| 2 | IO1 |
| 3 | GND |
| 4 | IO-Link |
| 5 | IO2 |
| 6 | IO3 |
| 7 | IO4 |
| 8 | GND |

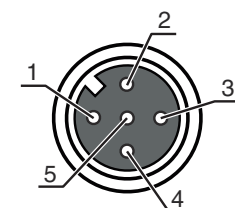


Connection 2

| | |
|--------------------|---------------------------|
| Function | Connection to transmitter |
| Type of connection | Connector |
| Thread size | M12 |
| Type | Female |
| Material | Metal |
| No. of pins | 5 -pin |
| Encoding | A-coded |

| Pin | Pin assignment |
|-----|----------------|
|-----|----------------|


| | |
|---|------------|
| 1 | FE/SHIELD |
| 2 | V+ |
| 3 | GND |
| 4 | RS 485 Tx+ |
| 5 | RS 485 Tx- |



Operation and display

| LED | Display | Meaning |
|-----|--------------------------|--|
| 1 | Green, continuous light | Operational readiness |
| | Green, flashing | Teach / error |
| 2 | Yellow, continuous light | Light path free, with function reserve |
| | Yellow, flashing | No function reserve |
| | Off | Object detected |

Suitable transmitters

| | Part no. | Designation | Operating range Operating range limit | Description |
|---|----------|------------------------|---|---|
|  | 50118651 | CML730i-T40-1570.A-M12 | 0.3 ... 9.5 m 0.2 ... 12 m | Operating range: 0.3 ... 9.5 m Connection: Connector, M12, Axial, 5 -pin |

Part number code

Part designation: CML7XXi-YZZ-AAAA.BCCDDDD-EEEEFF

| | |
|-------------|--|
| CML | Operating principle Measuring light curtain |
| 7XXi | Series 720i: 720i series 730i: 730i series |
| Y | Device type T: transmitter R: receiver |
| ZZ | Beam spacing 05: 5 mm 10: 10 mm 20: 20 mm 40: 40 mm |
| AAAA | Measurement field length [mm], dependent on beam spacing |
| B | Equipment A: Axial connector outlet R: Rear connector outlet |
| CCC | Interface L: IO-Link /CN: CANopen /PB: PROFIBUS /PN: PROFINET /CV: Analog current and voltage output /D3: RS 485 Modbus |
| DDD | Special equipment -PS: Power Setting |
| EEE | Electrical connection M12: M12 connector |
| FFF | -EX: Explosion protection |

Note



A list with all available device types can be found on the Leuze website at www.leuze.com.

Notes

| | |
|------------------------------|---|
| Observe intended use! | |
| | <ul style="list-style-type: none"> ⌘ This product is not a safety sensor and is not intended as personnel protection. ⌘ The product may only be put into operation by competent persons. ⌘ Only use the product in accordance with its intended use. |

| For UL applications: | |
|----------------------|---|
| | <ul style="list-style-type: none"> ⌘ For UL applications, use is only permitted in Class 2 circuits in accordance with the NEC (National Electric Code). ⌘ These proximity switches shall be used with UL Listed Cable assemblies rated 30V, 0.5A min, in the field installation, or equivalent (categories: CYJV/ CYJV7 or PVVA/PVVA7) |

Accessories

Connection technology - Connection unit

| | Part no. | Designation | Article | Description |
|--|----------|-----------------------|----------------|---|
| | 50144900 | MD 798i-11-82/L5-2222 | IO-Link master | Current consumption, max.: 11,000 mA Interface: IO-Link, Automatic protocol detection, EtherNet IP, Modbus TCP, PROFINET Connections: 12 Piece(s) Sensor connections: 8 Piece(s) Degree of protection: IP 67, IP 65, IP 69K |

Connection technology - Connection cables

| | Part no. | Designation | Article | Description |
|--|----------|--------------------|------------------|--|
| | 50135128 | KD S-M12-8A-P1-050 | Connection cable | Application: Oil and lubricant resistant Connection 1: Connector, M12, Axial, Female, A-coded, 8 -pin Connector, LED: No Connection 2: Open end Shielded: Yes Cable length: 5,000 mm Sheathing material: PUR |

Connection technology - Interconnection cables

| | Part no. | Designation | Article | Description |
|--|----------|-----------------------------|-----------------------|--|
| | 50129781 | KDS DN-M12-5A-M12-5A-P3-050 | Interconnection cable | Application: Oil and lubricant resistant Suitable for interface: DeviceNet, CANopen Connection 1: Connector, M12, Axial, Female, A-coded, 5 -pin Connection 2: Connector, M12, Axial, Male, A-coded, 5 -pin Shielded: Yes Cable length: 5,000 mm Sheathing material: PUR |

Accessories

Mounting technology - Mounting brackets

| | Part no. | Designation | Article | Description |
|--|----------|----------------|----------------------|---|
|  | 50142900 | BT 700M.5-2SET | Mounting device set | Contains: 2x mounting brackets, 1 teach template, 4 M6 x 10 screws Design of mounting device: Bracket mounting Fastening, at system: Through-hole mounting, T slotted hole Mounting bracket, at device: Screw type, Sliding block Type of mounting device: Rigid Material: Steel |
|  | 429393 | BT-2HF | Mounting bracket set | Contains: 2x BT-HF swivel mount, 1 cylinder for mounting on the light curtain Fastening, at system: Through-hole mounting Mounting bracket, at device: Clampable Type of mounting device: Turning, 360° Material: Metal, Plastic |

Configuration devices

| | Part no. | Designation | Article | Description |
|--|----------|------------------------------|-----------------|--|
|  | 50121098 | SET MD12-US2-IL1.1 + Zub. | Diagnostics set | Supply voltage: DC Interface: USB Connections: 2 Piece(s) Degree of protection: IP 20 |

Services

| | Part no. | Designation | Article | Description |
|--|----------|-------------|------------------|--|
|  | S981001 | CS10-S-110 | Start-up support | Details: Performed at location of customer's choosing, duration: max. 10 hours. Conditions: Devices and connection cables are already mounted, price not including travel costs and, if applicable, accommodation expenses. |
|  | S981005 | CS10-T-110 | Product training | Details: Location and content to be agreed upon, duration: max. 10 hours. Conditions: Price not including travel costs and, if applicable, accommodation expenses. |

Note



A list with all available accessories can be found on the Leuze website in the Download tab of the article detailed page.